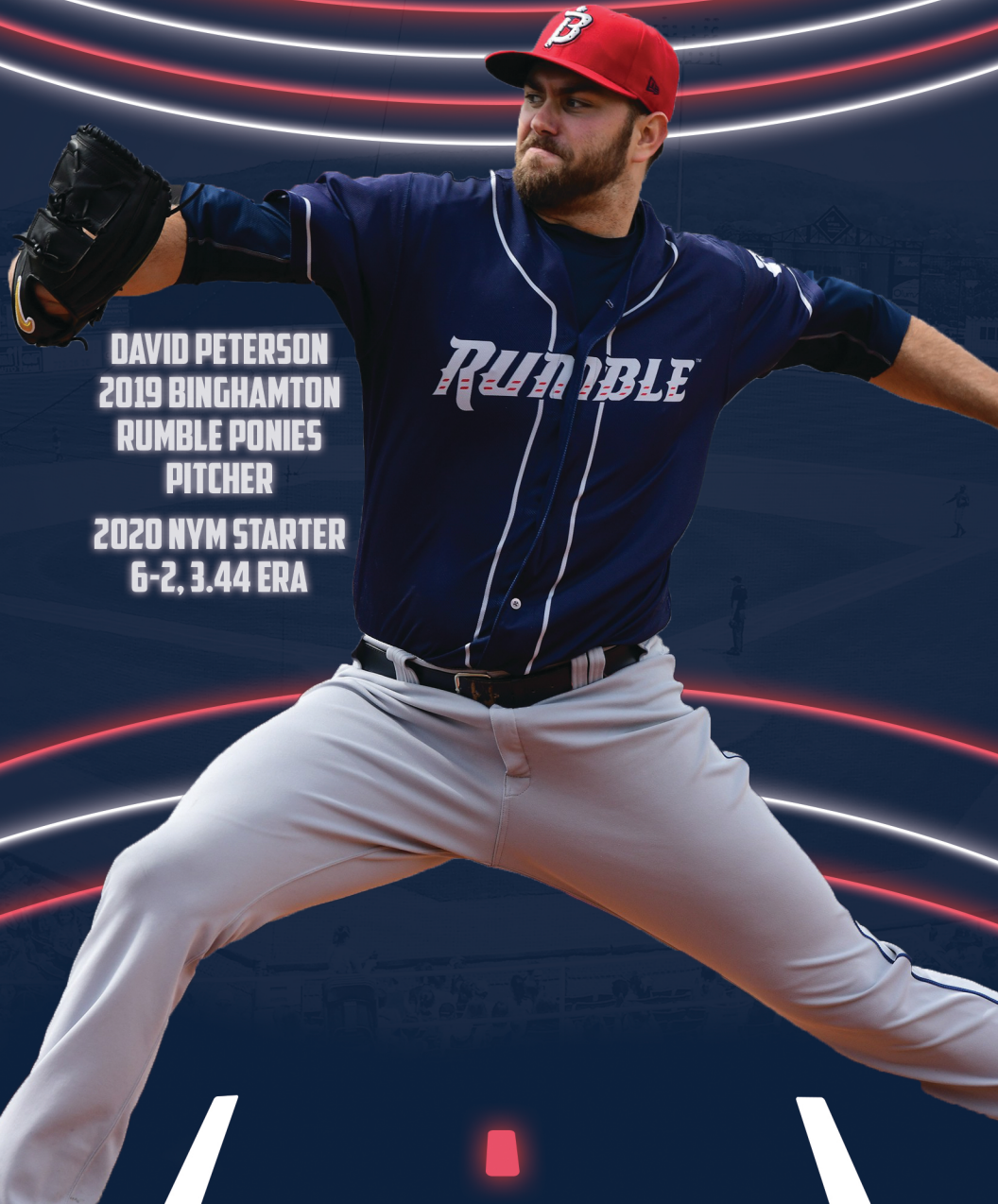


THE ROAD TO QUEENS RUNS THROUGH

RUMBLETOWN

2021 MEDIA GUIDE



DAVID PETERSON
2019 BINGHAMTON
RUMBLE PONIES
PITCHER

2020 NYM STARTER
6-2, 3.44 ERA

2021 RUMBLE PONIES SCHEDULE

MAY

SUN	MON	TUE	WED	THU	FRI	SAT
2	3	4 AKR 7:05	5 AKR 6:35	6 AKR 6:35	7 AKR 7:05	8 AKR 7:05
9 AKR 2:05	10	11 ALT 6:35	12 ALT 6:35	13 ALT 6:35	14 ALT 7:05	15 ALT 7:05
16 ALT 1:05	17	18 ERIE 6:05	19 ERIE 6:05	20 ERIE 6:05	21 ERIE 6:05	22 ERIE 4:05
23 ERIE 1:35	24	25 AKR 6:35	26 AKR 6:35	27 AKR 6:35	28 AKR 7:05	29 AKR 6:35
30 AKR 6:35						

JUNE

SUN	MON	TUE	WED	THU	FRI	SAT
		1 NH 6:35	2 NH 6:35	3 NH 6:35	4 NH 6:35	5 NH 6:35
6 NH 1:35	7	8 BOW 6:35	9 BOW 6:35	10 BOW 6:35	11 BOW 7:05	12 BOW 6:35
13 BOW 1:05	14	15 POR 6:35	16 POR 6:35	17 POR 6:35	18 POR 7:05	19 POR 6:35
20 POR 1:05	21	22 REA 7:05	23 REA 7:05	24 REA 7:05	25 REA 7:05	26 REA 6:45
27 REA 5:15	28	29 RIC 6:35	30 RIC 6:35			

JULY

SUN	MON	TUE	WED	THU	FRI	SAT
				1 RIC 6:35	2 RIC 6:35	3 RIC 6:05
4 RIC 6:05	5	6 NH 6:35	7 NH 6:35	8 NH 6:35	9 NH 7:05	10 NH 6:35
11 NH 1:05	12	13 ALT 6:30	14 ALT 6:30	15 ALT 6:30	16 ALT 7:00	17 ALT 6:00
18 ALT 6:00	19	20 ERIE 6:35	21 ERIE 6:35	22 ERIE 6:35	23 ERIE 7:05	24 ERIE 6:35
25 ERIE 5:10	26	27 HFD 7:05	28 HFD 7:05	29 HFD 7:05	30 HFD 7:05	31 HFD 6:05

AUGUST

SUN	MON	TUE	WED	THU	FRI	SAT
1 HFD 6:05	2	3 POR 6:35	4 POR 6:35	5 POR 6:35	6 POR 7:05	7 POR 6:35
8 POR 1:05	9	10 HFD 6:35	11 HFD 6:35	12 HFD 6:35	13 HFD 7:05	14 HFD 6:35
15 HFD 1:05	16	17 POR 6:00	18 POR 6:00	19 POR 6:00	20 POR 6:00	21 POR 6:00
22 POR 1:00	23	24 NH 7:05	25 NH 7:05	26 NH 7:05	27 NH 7:05	28 NH 7:05
29 NH 1:35	30	31 RIC 6:35				

SEPTEMBER

SUN	MON	TUE	WED	THU	FRI	SAT
			1 RIC 6:35	2 RIC 6:35	3 RIC 7:05	4 RIC 6:35
5 RIC 6:35	6	7 POR 6:00	8 POR 6:00	9 POR 6:00	10 POR 6:00	11 POR 1:00
12 POR 1:00	13	14 REA 6:35	15 REA 6:35	16 REA 6:35	17 REA 7:05	18 REA 6:35
19 REA 6:35	20	21	22	23	24	25
26	27	28	29	30		

Home
 Road

WNBF
 NEWS RADIO 1290

Radio Home of the Rumble Ponies

AKR Akron RubberDucks (CLE)
 ALT Altoona Curve (PIT)
 BOW Bowie Baysox (BAL)
 ERI Erie SeaWolves (DET)
 HBG Harrisburg Senators (WAS)
 HFD Hartford Yard Goats (COL)
 NH New Hampshire Fisher Cats (TOR)
 POR Portland Sea Dogs (BOS)
 REA Reading Fightin Phils (PHI)
 RIC Richmond Flying Squirrels (SFG)
 TRN Trenton Thunder (NY)

TABLE OF CONTENTS

Binghamton Rumble Ponies

Binghamton Rumble Ponies Club Directory.....	4
Team History	
Franchise History.....	6-7
NYSEG Stadium.....	8
Binghamton, New York.....	9
Binghamton Baseball History.....	10
Mets Manager Rojas has Bing Ties.....	11
Ponies First No-Hitter in 13 Years.....	12
All-Time Roster.....	13-18
Team Most Valuable Players.....	19
Eastern League Awards.....	20
League Mid-Season All-Stars.....	20
League Postseason All-Stars.....	20
Binghamton's Baseball Shrine.....	21
Year-by-Year Record.....	22
Month-by-Month Record.....	23
Year-by-Year Attendance.....	24
Single-Game Attendance Records.....	24
Postseason.....	25-30
Team Records	
Single-Season Batting Leaders.....	32-33
Single-Season Pitching Leaders.....	34-35

Team Records

Individual/Team Records.....	36-37
Pitching Achievements.....	38
Eastern League	
Team vs. Eastern League Opponents.....	40-43
2020 Opponent Breakdown.....	44
Filler Index	
Rojas Manager Profile.....	11
Binghamton no-hitters.....	12
Position Players as Pitchers.....	14
106 Seasons of Binghamton Baseball.....	16
Most Runs Scored/Allowed, Game.....	17
From Binghamton to the Big Leagues.....	18
Wearing the Jersey.....	21
Rumble Ponies Quick Facts.....	22
Most Wins/Losses in Month.....	23
Jannis Bing's all-time winningest pitcher.....	25
Pulsipher's Postseason No-No.....	26
Hitting for the Cycle.....	27
Boyd's Title-Clinching Double.....	29
Postseason vs. Eastern League.....	30
Longest Team Winning Streaks.....	36
Longest Team Losing Streaks.....	37
Most Wins/Losses vs. Eastern League.....	43



Binghamton Rumble Ponies
 NYSEG Stadium
 211 Henry Street
 Binghamton, NY 13901

www.binggrp.com
 (607) 722-3866
 E-Mail: info@binggrp.com
 Twitter: @RumblePoniesBB
 Facebook: RumblePoniesBB
 Instagram: rumbleponiesbb
 YouTube: Binghamton RumblePonies



The 2021 Binghamton Rumble Ponies Media Guide was produced by Jacob Wilkins with assistance from Eddie Saunders, Mark Perley, and Katherine Arata. Special thanks to Tim Heiman, whose guidance was invaluable. Tim's tireless contributions to the Binghamton franchise are felt throughout these pages.

Cover by Eddie Saunders. Newspaper images courtesy of the Press & Sun Bulletin and the Broome County Public Library. Photography by Binghamton Mets/Rumble Ponies, New York Mets, Bruce Adler, Ed Aswad, Josh Ludzki, and Jim Maggioro.

Special thanks to the late Kenny Sahre, a faithful Binghamton Mets fan, whose in-depth statistics and record-keeping fully archived every B-Mets season from 1992 to 2008. Without his work, this media guide would not be possible.

RUMBLE PONIES CLUB DIRECTORY

Binghamton Rumble Ponies Front Office

John Hughes.....	Owner & President
John "JB" Bayne.....	Managing Director
Kelly Hust.....	Director of Business Operations
Jacob Wilkins.....	Director of Broadcasting & Media Relations
Eddie Saunders.....	Director of Community Relations & Sales
Mark Perley.....	Director of Video Production
Katherine Arata.....	Director of Marketing & Promotions
Chris Osterhout.....	Director of Merchandise
Dan Rose.....	Director of Stadium Operations
Dan Edgren.....	Box Office Manager
Thomas Gazda.....	Director of Food and Beverage
Michael Umana.....	Sports Turf Manager





FRANCHISE HISTORY

FRANCHISE HISTORY

While professional baseball in Binghamton, NY, dates back to 1877, the Binghamton Rumble Ponies' story begins in 1992. It was that year that the New York Mets organization moved their Double-A affiliate, the Bills, from Williamsport, Pennsylvania, approximately 125 miles northeast to Binghamton.

The team was renamed the Binghamton Mets and was welcomed with open arms by a city that had suffered 23 years without a professional baseball team to call their own. When tickets went on sale for the inaugural season, thousands of fans braved the rain and waited in a line that snaked for blocks through the city.

Binghamton Municipal Stadium was constructed in nine months for \$4.6 million and hosted its first B-Mets game on April 19, 1992 after three-straight postponed games. Binghamton's house-warming party was a strong one as they defeated the Harrisburg Senators 1-0 in front of 5,126 fans.

Led by Eastern League Manager of the Year, Steve Swisher, the B-Mets treated their fans to a stellar inaugural season. They went 79-59, finished 2nd in the Eastern League, and earned a trip to the postseason. The B-Mets dispatched the Harrisburg Senators in the semi-finals in four games, winning a 14-inning marathon to clinch the series.



B-Mets celebrate 1992 title with Binghamton Mayor Juanita Crabb

In the Eastern League Championship Series, the B-Mets trailed the Canton-Akron Indians 2-1 before they rallied to take Game 4 and ultimately earned their first title with a 5-2 win in the decisive fifth game. Bobby J. Jones, the staff ace and Eastern League Pitcher of the Year, earned the win in the championship game.

In their first season, the B-Mets welcomed 278,492 fans to Municipal Stadium, the highest single-season attendance for any team to ever call Binghamton home. The record stands to this day.

During the winter after the 1993 season, a group of local businessmen teamed up to make the Binghamton Mets a truly local product. Mike & Chris Urda, George Scherer and David & William Maines purchased the team from New York Mets in January 1994.

The 1994 season was another banner year for the B-Mets and the city. Binghamton became the center of the Double-A universe on July 11, 1994 when the team hosted the Double-A Association All-Star Game. 6,524 fans packed into Municipal Stadium and watched the American League defeat the National League 10-4.

The All-Star Game would not be the only excitement Binghamton would see that season. The B-Mets won the North Division under John Tamargo with a wire-to-wire performance, finishing the year at 82-59. The B-Mets deftly swept the New Haven Ravens in three games in the North Division Championship, with each game decided by a single run.

Binghamton faced the Harrisburg Senators in the Eastern League Championship. After the B-Mets dropped the series opener, ace Bill Pulsipher got the team back on track in a big way in Game 2 on September 2. The hulking left-hander baffled the Senators for nine innings, hurling the first no-hitter in Binghamton Mets history. His win tied the series.



Binghamton Municipal Stadium seen from above in 1992

In Game 3, the B-Mets trailed by two in the ninth, Edgardo Alfonzo hit a game-tying two-run homer before Frank Jacobs belted a walk-off solo shot. In Game 4, Chris Roberts, twirling a complete game, secured Binghamton's second championship in three years in front of 5,259 fans at Municipal Stadium.

In 1996, with Chris Saunders racking up a franchise-record 105 RBI, the team went 76-66 and made the postseason. Unlike 1992 and 1994, this club was not able to supply the magic in the postseason falling to the Portland Sea Dogs in the North Division Championship series.

Binghamton punched its ticket to the playoffs in 1998, 2000 and 2004, but made first-round exits each time.

FRANCHISE HISTORY

In 2001, the naming rights for the stadium were sold to the New York State Electric and Gas Company. The B-Mets would now call NYSEG Stadium home.

After a nine-year postseason drought, the B-Mets compiled one of their best seasons in franchise history in 2013. The club racked up a record 86 wins with Eastern League Most Valuable Player Allan Dykstra and Manager of the Year Pedro Lopez. The B-Mets won their first regular season division title since 2000 but were swept in the first round of the playoffs by the Trenton Thunder.



2014 Eastern League Championship team

Mets starter Steven Matz carried a no-hitter into the eighth in front of 5,904 at NYSEG Stadium. With the game tied in the bottom of the ninth, Jayce Boyd ripped a walk-off double into the right-field alley to give the B-Mets their first Eastern League Championship in two decades. Catcher Xorge Carrillo was named Postseason MVP.

In 2015, Lopez navigated the B-Mets to a 77-64 record and secured a postseason berth for the third straight year, a franchise record. The team's all-time winningest manager was inducted into Binghamton's Baseball Shrine in September 2015, but his club was swept in the Division Series by Reading.

In December 2015, John Hughes acquired full ownership of the franchise from Mike Urda. The new president made it clear that professional baseball would be played in Binghamton for years to come.

On November 3, 2016, the new Rumble Ponies identity of the team was unveiled at Benjamin Franklin Elementary School in Binghamton. The name reflects Binghamton's standing as the "Carousel Capital of the World."

Nearly a century ago, local businessman and philanthropist George F. Johnson commissioned and funded the construction of six carousels to be enjoyed free-of-charge by the public throughout the Binghamton area. Almost 100 years later, these cherished artifacts continue to be used and beloved by the community.


Riding the momentum of a new name and image, in addition to several improvements to NYSEG Stadium, the Rumble Ponies embarked on their first season with vigor in 2017. The team welcomed more than 190,000 fans over the course of the season. The average attendance of 3,289 people per game was the best for the franchise in ten years.



The #BingItHome Campaign helped land the 2020 All-Star Game

In 2014, the B-Mets made amends and finished second in the Eastern Division with 83 victories. Binghamton trailed the Portland Sea Dogs by four runs in Game 1 of the Division Championship Series before mounting a memorable comeback. After tying the game with three runs in the eighth inning, TJ Rivera belted a walk-off three-run homer in the ninth, capping a personal-best four-hit game. Binghamton dropped the next two games before recovering with victories in Games 4 & 5 on the road, which sealed the franchise's first playoff series victory in 20 years.

The B-Mets continued to roll by beating the Richmond Flying Squirrels in the first two games of the Eastern League Championship Series in Virginia. In Game 3, B-



Rumble Ponies' identity reveal at Benjamin Franklin Elementary School

The Rumble Ponies teamed up with their fans in a "#BingItHome" social media campaign in the summer of 2017 to convince the Eastern League to award Binghamton the rights to host the 2020 Eastern League All-Star Game.

In 2018, the Rumble Ponies welcomed Tim Tebow to the Southern Tier. The former NFL quarterback added to his legend, launching a homer in his first plate appearance en route to being named a Mid-Season All-Star later that season.

BINGHAMTON, NEW YORK

Officially settled in 1802, Binghamton is a community of 47,376 located in the Southern Tier, approximately seven miles north of the New York-Pennsylvania border. Serving as the county seat of Broome County, the area now comprised of the city of Binghamton and its immediate suburbs was purchased by William Bingham, a wealthy native of Philadelphia, in 1792. Located in the valley at the confluence of the Susquehanna and Chenango Rivers, this newly acquired land offered an area easy to settle compared to the rolling hills that dominate the Upstate New York geography.

The community was originally known as Chenango Point before incorporating as the Town of Binghamton in 1834. Taking advantage of the flat, yet limited landscape, Binghamton originally developed as an agricultural town. That changed in the 1840's when the Erie Railroad was constructed to connect Binghamton to the Atlantic Coast. The area quickly became a major manufacturing and transportation hub.

The town progressed to city-status in 1867. At that point, nearly 9,000 people called the area home. Cigars were the first major product shipped out of Binghamton. However, that industry became trumped by the shoemaker Endicott Johnson in the early 1920's. Founded by Henry Bradford Endicott and George F. Johnson, the company's factories dominated the Triple Cities of Binghamton, Johnson City and Endicott and employed nearly 20,000 people during the Roaring 20's. It saw its highest production during World War II when it pumped out 52 million pairs of shoes a year.



Endicott Johnson factories in the first half of the 20th century

As the shoe-producing industry began to fade following the war, the development of high-tech products took center stage. The Link Trainer, a flight simulator developed in Binghamton in the 1930's, was used to prepare pilots during World War II and enticed many technology companies to set up shop in the area.

The International Business Machines Corporation, commonly known as IBM, was founded in Endicott and continues to be a key employer in the area. Major defense contractors like Lockheed Martin, BAE Systems and Rockwell Collins also showcase plants in the Southern Tier.



Downtown Binghamton

Binghamton has been referred to as the "Parlor City" and "Carousel Capital of the World" over its 210-year history. It gained its Parlor City moniker in the latter portions of the 19th century for its attractive Victorian homes, stately mansions and neat streets. With six historic wooden carousels donated by George F. Johnson, the city earned its more self-explanatory "Carousel Capital of the World" nickname early in 1900's.

Boasting a heavy concentration of Italian immigrants in the 1920's, the Southern Tier became the birthplace of the spiedie (pronounced spie-dee). The sandwich consists of small, marinated pieces of chicken, pork, lamb, or beef traditionally served on soft Italian bread. Agostino Iacovelli and Peter Sharak are credited with introducing the tasty delicacy to the area. The name derives from the Italian word "spiedini," which refers to pieces of meat cooked on a skewer. The city celebrates this sandwich every summer at the Spiedie Fest and Balloon Rally, which is highlighted by a spiedie cook-off and hot-air balloon showcase.

During the winter, sports fans in Binghamton can catch a minor league hockey game with the Binghamton Devils, who play in the American Hockey League and are an affiliate of the New Jersey Devils. The Southern Tier is also home to the State University of New York at Binghamton, a highly-regarded public institution that fields 19 Division I teams.

Golf is another major sport in the area. There are over a dozen courses within a 20-mile radius of NYSEG Stadium. The En-Joie Golf Course in Endicott has hosted a Champions Tour event called the Dick's Sporting Goods Open since 2007. Dick's Sporting Goods was founded in Binghamton in 1948. The course also hosted the B.C. Open, a PGA Tour tournament, every year since 1971 until major flooding washed out the competition in 2006.




Hot air balloons dot the sky during Spiedie Fest '08

BINGHAMTON BASEBALL HISTORY

RUMBLE PONIES

The city of Binghamton, New York has a rich history of organized baseball that dates back to 1877, when the Binghamton Cricket played in the League Alliance. With players like Buttercup Dickerson and John McGuinness, the members of the original Cricket team became the forefathers of America's pastime at the confluence of the Susquehanna and Chenango Rivers.

Binghamton's hometown team experienced considerable volatility in its first 20 years. During that time period, the team played under four different names (Cricket, Bingoes, Crickets and Bingos) in six different leagues (League Alliance, International Association, New York State League, International League, Central League and Eastern League). Future Hall of Famer "Wee Willie" Keeler of "Hit 'em where they ain't" fame played for the Bingos in 1892 and 1893.



1902 Binghamton Bingoes

Things finally settled down in 1901 when the Binghamton Bingoes began playing in the New York State League. Comprised of teams from

Albany, Cortland/Waverly, Ilion, Rome, Schenectady, Troy and Utica, the league pitted the turn-of-the-century bustling cities of Upstate New York against each other. The Bingoes played 17 seasons in the league before switching to the International League in 1918.



1913 Binghamton Bingoes

W.B. "Bill" Kay played in Binghamton from 1914 to 1919 and became one of the team's biggest stars hitting over .300 every year. He was inducted into Binghamton's Baseball Shrine in 2006.

Professional baseball in Binghamton went on hiatus for four years after the Bingoes ended their run in the International League in 1919. That drought ended in a grand way in 1923.

In a meeting held on March 23 at the Arlington Hotel in Binghamton, a six-team association known as the New York-Penn League was born. Fifteen years later, the New York-Penn League became today's Eastern League.

The Binghamton Triplets were an original member of the league and became a fixture in Binghamton for 45 years. Representing the "Triple Cities" (Binghamton, Johnson City and Endicott), the Triplets spent most of their existence as a New York Yankees affiliate.

With stars like Whitey Ford, Eddie Sawyer, Steve Souchock, Thurman Munson, Steve Kraly, Lee Thomas, Bill Virdon, Al Downing, Spud Chandler, Wally Burnette, Bobby Richardson, Ralph Terry, Pete Suder, Frank Verdi, Ken Harrelson, Bob Grim, Bert Campaneris, Gene Bearden and Dale Long, the Triplets captured ten league titles during their time in Binghamton.



1933 League Champion Binghamton Triplets

The Triplets switched to the current New York-Penn League in 1964 and returned to the Eastern League in 1967. Sadly, their run came to an end in 1968. The team disbanded and professional baseball disappeared from the Southern Tier for 23 years.

The New York Mets ended that drought in 1992. Owners of their Double-A affiliate in the Williamsport Bills, the Mets decided to move the team to Binghamton following the 1991 season. With the Triplets' old home in Johnson Field long-gone, the city spearheaded the construction of Binghamton Municipal Stadium, now known as NYSEG Stadium. In a coincidental link to the past, the park is located just blocks from where the Arlington Hotel, the birthplace of the Eastern League, used to stand.

The franchise picked up where the Triplets left off and has provided fans in the Southern Tier with professional baseball for more than a quarter-century. Including three championships by the B-Mets, Binghamton has been home to thirteen Eastern League titles, the most of any city in the league. The team and their loyal fans hope for more as the love affair with America's pastime continues in the "Carousel Capital of the World".

FRANCHISE HISTORY

FRANCHISE RECORDS

EASTERN LEAGUE



METS MANAGER ROJAS HAS BING TIES

Former Binghamton Rumble Ponies Manager Luis Rojas was named the 23rd manager of the New York Mets on January 23, 2020.

Rojas served as the manager of the Rumble Ponies in 2017 and 2018 and led the team to a playoff berth in his first season at the helm.

In that 2017 season, Rojas led the Rumble Ponies to an 85-54 record before falling to Trenton in the Eastern Division Championship. Over his two seasons managing in the Southern Tier, Rojas finished with a record of 149-130.

Rojas becomes the second manager in Binghamton franchise history to become a major league manager, joining John Gibbons who managed the team in 1998. Gibbons managed the Toronto Blue Jays from 2004-2008 and from 2013-2018.

Rojas, 38, served as the Mets Quality Control Coach in 2019 and is entering his 15th season as part of the Mets organization, with eight of those spent managing at various levels in the Mets system. He also becomes the second-youngest Major League manager behind Minnesota's Rocco Baldeli.

Rojas is the son of Felipe Alou, who played 17 years in the big leagues and managed for another 14 seasons. He is the brother of Moises Alou, who also played 17 years in the majors, including in 2007-2008 for the Mets. Rojas' uncles Jesus and Matty Alou played in the majors as well.

Rojas played in the Orioles, Marlins, and Expos/Nationals minor league systems.



Luis Rojas managed the Rumble Ponies for two seasons.

ROJAS MANAGER PROFILE

Year	Team	League	Level	Record	Win %
2011	GCL Mets	Gulf Coast	Rookie	27-29	.482
2012	Savannah	South Atlantic	A	69-67	.507
2013	Savannah**	South Atlantic	A	77-61	.558
2014	Savannah*	South Atlantic	A	85-51	.625
2015	St. Lucie	Florida State	A+	68-70	.493
2016	St. Lucie*	Florida State	A+	74-61	.548
2017	Binghamton*	Eastern	AA	85-54	.612
2018	Binghamton	Eastern	AA	64-76	.457
Total	8 Seasons			549-469	.539

* - Reached Postseason

** - Won SAL Championship

PONIES TOSS FIRST NO-HITTER IN 13 YEARS



RHP Harol Gonzalez tossed six and two-third innings in his start as part of the Ponies' combined no-hitter on May 8, 2019.

	1	2	3	4	5	6	7	8	9	R	H	E
Binghamton	0	0	0	3	4	0	0	0	0	7	8	0
Harrisburg	0	0	0	0	0	0	0	0	0	0	0	0

Right-handed pitchers Harol Gonzalez and Ryder Ryan combined for the Rumble Ponies first-no hitter in almost 13 years in a 7-0 Binghamton win over the Harrisburg Senators at FNB Field on May 8, 2019.

Gonzalez started the game and threw six and two third innings, while allowing only two baserunners via walks on 91 pitches. Ryan came out of the bullpen and threw two and a third perfect frames to complete the no-no.

It was the sixth no-hitter in Binghamton history and the first since July 23, 2006, when Manuel Pinago no-hit Portland over seven innings in the second game of a doubleheader.

Gonzalez also was 2-4 at the plate with a two-run single. He was awarded for his efforts as he was named Eastern League Player of the Week the following week.



RHP Ryder Ryan pitched two and a third perfect innings

BINGHAMTON NO-HITTERS

Pitcher(s)	Date	Opponent	Result
Bill Pulsipher*	Sept. 2, 1994	@ Harrisburg	W, 2-0
Joe Crawford	May 5, 1996	v Trenton, G2	W, 1-0 (7)
Donne Wall (2.0), Jason Roach (5.0) & Ivan Montane (2.0)	June 27, 2001	@ New Britain	W, 1-0
Bob Keppel	August 3, 2003	v Portland	W, 3-0
Manuel Pinago	July 23, 2006	v Portland, G2	W, 7-0 (7)
Harol Gonzalez, Ryder Ryan	May 8, 2019	@ Harrisburg	W, 7-0

* - Postseason

Interestingly enough, the Ponies had been on the opposite end of a no-hitter just a few weeks prior.

On April 25, 2019 Portland's Kyle Hart, Daniel McGrath, and Adam Lau combined for a no-hitter in the Sea Dogs 2-0 victory at NYSEG Stadium.

ALL-TIME ROSTER

A

ABEL, Nick (08-09)
 ABREU, Michel (06)
 ACUNA, Ron (02-04)
AGBAYANI, Benny (95-96)
 AGUILAR, Salvador (07-08)
 ALFONZO, Edgar (08-09)
ALFONZO, Edgardo (94)
ALCANTARA, Arismendy (19)
 ALLEN, Josh (18)
 ALLISON, Tom (92-94)
ALOMAR, Jr., Sandy (07*)
ALONSO, Pete (17-18)
ALOU, Moises (08*)
ALVAREZ, Dario (14, 15)
 ALVAREZ, Manuel (10-11)
 ANDERSON, Jimmy (04)
 ANTONINI, Michael (08-10)
 ARFFA, Steve (95)
 ARACENA, Juan (00)
 ARROYO, Rafael (05,07-09)
 ARROYO, Luis (97-98)
 ARTEAGA, Ivan (98)
 ARTEAGA, JD (98-00)
 ASCHE, Kirk (03)
ATCHISON, Scott (13*)
 ATKINS, Adam (18)
AUCOIN, Derek (98)
 AVANT, Chandler (19)
 AVERSA, Joe (96)
 AZUAJE, Jesus (95-98)

B

BACANI, David (03-05)
 BALDIRIS, Aarom (04-05)
 BALDONADO, Alberto (16-17)
BANNISTER, Brian (04-05)
 BARBOSA, Andrew (16)
 Barnes, Barrett (19)
 BARON, Jim (00)
BARRIOS, Manny (01)
BARRY, Jeff (94-95)
BASAK, Chris (01-04)
BASHLOR, Tyler (17-18)
 BATES, Fletcher (95,97,02)
BATISTA, Miguel (12*)
 BATISTA, Wilson (06-07)
BAUTISTA, Gerson (18)
BAXTER, Mike (12*)
BAY, Jason (02)
 BEAULAC, Eric (10)
BEAVAN, Blake (17)
BEAMON, Trey (99)
 BECKERMAN, Andy (94)
 BELL, Bubba (11)
BELL, Heath (01,02,04)
BELL, Mike (98)
BELNOME, Vince (15)
 BENBOW, Lou (95)
 BENNETT, Hamilton (13-14)
 BENNETT, Ryan (99,01)
 BENNETT, Steve (03)
BENSON, Joe (15)
 BEVIS, P.J. (02-04)
 BIONDI, Patrick (17-18)
BLACK, Vic (15*)

BLACKHAM, Matt (18,19)
BLAND, Nate (02)
 BLAQUIERE, Jean Luc (11)
 BOHANEK, Cody (19)
 BOHANNON, Gary (99)
 BONFE, Joe (12-13)
 BOSSART, Austin (19)
 BOSTICK, Adam (09)
 BOUCHARD, Matt (09)
BOWMAN, Matt (14)
 BOWMAN, Shawn (08-09)
 BOYD, Jayce (14-16)
BRADFORD, Chasen (13-14)
 BRASWELL, Bryan (01-02)
BRAZELL, Craig (02-03)
BREA, Lesli (00)
 BRITTAN, Corey (98-00)
BRITO, Eude (08)
 BRODEY, Quinn (19)
 BROOKS, Ricky (11)
 BROWN, Eric (08-09)
 BRUCE, Mo (99,00)
BRUNETTE, Justin (01-02)
 BUCCHERI, James (99)
 BULLARD, Jason (96)
 BULLOCK, Craig (95)
 BURDICK, Dale (16-17)
 BURGAMY, Brian (14)
BURNITZ, Jeremy (03*)
BURNS, Cory (17)
BUTERA, Drew (07)
 BUTTERFIELD, Chris (92-93)
 BYARD, David (04-05)

C

CABRERA, Asdrubal (17*)
 CALABRESE, Tony (03)
 CALIGIURI, Jay (05-06)
 CAMACHO, Eddie (06-08)
CAMPBELL, Eric (10-12)
CAMMACK, Eric (99,02-03)
 CAMPOS, Yeizo (19)
CANCEL, Robinson (07)
 CAPRA, Phil (19)
 CARACCIOLI, Lance (04)
CARDONA, Javier (04)
CARP, Mike (07-08)
 CARPENTER, Brian (97)
CARPENTER, Drew (12)
 CARPIO, Luis (18,19)
 CARRILLO, Xorge (13-16)
CARSON, Robert (10-12)
CARVAJAL, Marcos (07)
 CARTER, John (96-97)
CASTILLO, Alberto (94)
CASTILLO, Juan (93-94)
CASTILLO, Luis (08*)
 CAVALLARO, Joe (18)
CECCHINI, Gavin (14-15,19)
CECILIANI, Darrell (13-15)
CENTENO, Juan (10,12-14)
CERDA, Jaime (01-02)
CERROS, Juan (00-02)
CESPEDES, Yoennis (18*)
CESSA, Luis (14-15)
 CHANCEY, Bailey (08)
CHAVEZ, Endy (07*)

CHENARD, Ken (04-05)
 CHEVALIER, Virgil (02-03)
 CHISM, T.J. (14)
 CHURCH, Andrew (17-19)
 CHURCH, John (13-14)
CHURCH, Ryan (08*)
CLARK, Matt (14)
 CLEMENTS, Zac (04-06)
 CLYNE, Stephen (09)
 COHOON, Mark (10-13)
 COLE, Brian (00)
 COLE, Joey (02-04)
 COLES, Corey (07)
COLLAZO, Willie (06)
 COLON, Dennis (98)
 CONCEPCION, Ambiorix (06,08)
 CONE, Gene (18)
CONFORTO, Michael (15)
CONLON, PJ (17)
 COOK, Andy (01,02)
COOPER, David (15)
COPELAND, Scott (18)
 CORDERO, Albert (15)
 CORDOVA, Vincent (05-06)
COREY, Mark (99-01)
 CORONADO, Jose (07-11)
 CORR, Frank (03)
 COSMAN, Jeff (95)
 COTA, Marino (00)
 COULTAS, Ryan (07,09)
 COX, Mike (03)
 CRADLE, Cobi (95)
CRAWFORD, Joe (94-96)
 CRISMATT, Nabil (16,18)
 CRUZ, J.E. (06-07)
CRUZ, Rhiner (11)
 CRUZADO, Victor (15-16)
 CUAN, Angel (13-14)
 CULLEN, Ryan (05-07)
 CURRY, Mike (01-02)

D

d'ARNAUD, Travis (13,14*,15*)
 DALY, Rob (95)
 DARDEN, Tony (98-99)
DAUBACH, Brian (95-96)
DAVIS, Ike (09)
 DAVIS, Jay (93-95)
 DE LA CRUZ, Julio (09)
 DE LA CRUZ, Maikis (16)
DE LA TORRE, Jose (09-10)
 DEATON, Kevin (05)
DECKER, Cody (17)
deGROM, Jacob (13)
 DELGADO, Casey (16-17)
 DELLA RATTI, Pete (99-01)
 DELLICARRI, Joe (92-93)
den DEKKER, Matt (11-12)
 DESCHENES, Pat (03)
 DETIENNE, David (04)
 DEVANEY, Michael (06-07)
 DIAZ, Cesar (95)
DIAZ, Jose (04)
DIAZ, Victor (03)
 DiBRELL, Tony (19)
DIFELICE, Mike (06)
 DINA, Allen (99-01)

Bold - Played in Major Leagues

* - Played for Binghamton on rehab assignment

ALL-TIME ROSTER

DINARDO, Lenny (03)

DIXON, Steve (96)

DORN, Chris (92-93)

DOTEL, Octavio (97-98)

DOUMA, Todd (92-93)

DuBOSE, Brian (99)

DUDA, Lucas (09-10, 15*)

DUNCAN, Jeff (03-05)

DUNN, Justin (18)

DYKHOFF, Radhames (00)

DYKSTRA, Allan (11-13)

DZIADKOWIEC, Andy (92-93)

DZIUBA, Teddy (07)

E

EAGER, Blake (06)

EDGIN, Josh (12-13)

EDMONDSON, Brian (95-97)

EDWARDS, Bryan (04-06)

EGBERT, Jack (11)

EIGSTI, Jake (09)

ELDRIDGE, Rashad (06)

ELLIOTT, Chad (03)

ELLISON, Derrick (09-10)

ELY, Andrew (18)

ENGLE, Tom (95)

EPPERSON, Chad (95)

Escalera, Alfredo (19)

ESCOBAR, Alex (00)

ESPINOSA, Ramon (97)

EVANS, Phillip (16)

EVANS, Nick (08-10)

EVERTS, Clint (10)

F

FAMILIA, Jeurys (11, 17*)

FARRELL, Mike (94)

FELICIANO, Jesus (11)

FELICIANO, Pedro (13)

FERMIN, Edgardo (19)

FERNANDEZ, Osvaldo (98)

FERNANDEZ, Rafael (12)

FERNANDEZ, Sid (93*)

FESH, Sean (97)

FIGEL, Todd (94-95)

FIGGA, Mike (01)

FIGUEROA, Nelson (97-98)

FISHER, Michael (10-12)

FLEXEN, Chris (17)

FLORES, Wilmer (12, 16*)

FONTANEZ, Randy (14)

FORDYCE, Brook (92)

FORSYTHE, Blake (13)

FRANCISCO, Frank (12*, 13*)

FRANCO, JJ (18)

FRANCO, John (99*)

FRASER, Ryan (12-14)

FREDERICK, Emary (09-10)

FULLER, Jim (13)

FULLER, Mark (94-96)

FULLY, Ed (94-95)

FULMER, Michael (14-15)

G

GAGE, Matt (18)

GAGNON, Drew (18)

GAINEY, Bryon (99-00)

GALVEZ, Jonathan (15)

GANT, John (15)

GARCIA, Anderson (05-06)

GARCIA, Danny (03)

GARCIA, Emmanuel (08-09)

GARCIA, Jose (18)

GARCIA, Karim (04*)

GARCIA, Omar (94-95)

GARCIA, Yunir (05-06)

GEE, Dillon (08, 15*)

GEISLER, Phil (96)

GERMEN, Gonzalez (12)

GIBBONS, Michael (15, 18, 19)

GIBSON, Derrick (16)

GILLIAM, Ryley (19)

GIMENEZ, Andres (18, 19)

GOEDEL, Erik (13, 15*)

GOMEZ, Carlos (06)

GOMEZ, Gilbert (15)

GONZALEZ, Dicky (00)

GONZALEZ, Harol (18, 19)

GONZALEZ, Javier (93)

GONZALEZ, Jimmy (00, 02, 04)

GOOCH, Arnold (97-98)

GOODEN, Dwight (94*)

GORSKI, Darin (12-14)

GRAHAM, Greg (94)

GREENE, Charlie (94-96)

GRIFFITHS, Jeremy (01-02)

GRIFOL, Pedro (96-98)

GRISSET, Ben (17)

GRONAUER, Kai (11-12, 14)

GSELLMAN, Robert (15-16, 17*)

POSITION PLAYERS AS PITCHERS

Since 1992, 23 B-Mets/Rumble Ponies position players have taken the mound as pitchers. The complete list is found below (those who have appeared since 2006 have the specific game listed):

Player	Date	Opponent	W-L	ERA	G	IP	H	R	ER	HR	BB	SO
Gregory Graham	1994		0-0	6.75	2	1.1	1	1	1	1	1	1
John Mahalik	1997		0-0	0.00	3	3.0	0	0	0	0	1	4
Eric Morales	1998		0-0	18.00	1	1.0	3	2	2	1	0	0
Todd Landry	1998		0-0	0.00	4	3.1	3	0	0	0	0	4
Jesus Azuaje	1998		0-0	0.00	2	2.0	1	0	0	0	0	2
Garrett Neubart	1999		0-0	0.00	1	2.0	1	0	0	0	0	1
Virgil Chevalier	2002		0-0	0.00	2	1.1	1	0	0	0	0	1
Brian Shipp	2003		0-0	13.50	1	0.2	2	1	1	0	1	0
Josh Pressley	2004		0-0	0.00	1	0.0	0	0	0	0	0	0
Chase Lambin	2004		0-0	0.00	1	0.0	0	0	0	0	0	0
David Bacani	2005		0-0	0.00	4	4.0	1	0	0	0	0	1
Kevin Rios	8/6/06	v Connecticut	0-1	9.00	1	1.0	2	1	1	0	1	1
Jon Malo	4/20/08	v Portland	0-0	0.00	1	0.1	0	0	0	0	0	0
Luke Montz	8/21/10	v Altoona	0-0	0.00	1	1.0	1	0	0	0	0	0
Raul Reyes	4/29/11	v Akron	0-0	0.00	1	1.0	0	0	0	0	2	0
Travis Ozga	6/29/11	@ Erie	0-0	0.00	1	1.0	1	0	0	0	0	0
Jose Coronado	6/30/11	v Bowie	0-0	0.00	1	1.0	0	0	0	0	1	0
Joe Bonfe	7/12/13	v Portland	0-0	0.00	1	0.1	1	0	0	0	0	1
Brock Peterson	9/7/15	v Altoona	1-0	0.00	1	3.0	3	0	0	0	0	1
Tyler Moore	7/19/17	v Akron	0-0	0.00	1	1.0	0	0	0	0	1	0
Jose Garcia	7/20/18	v Trenton	0-0	0.00	1	1.0	1	0	0	0	0	0
Jason Krizan	5/2019	V Trenton, v. POR	0-0	23.14	3	2.1	9	6	6	1	0	1

Bold - Played in Major Leagues * - Played for Binghamton on rehab assignment

ALL-TIME ROSTER

GUERRA, Mark (95-98)
GUILLORME, Luis (17)
GUNDERSON, Eric (93)
GUZIK, Robbie (93)
GUZMAN, Carlos (09-11)
GUZMAN, Edwards (07)

H

HAFER, Jeff (99-00)
HAGGERTY, Sam (19)
HALL, Victor (05)
HALTIWANGER, Garrick (99)
HAMMELL, Al (94)
HAMULACK, Tim (05)
HAND, Donovan (17)
HANHOLD, Eric (18, 19)
HARDTKE, Jason (95-97)
HARPER, Brett (04-07)
HARRIGER, Denny (92-93)
HARRIS, Alonzo (13)
HARRISON, Vince (07)
HARVEY, Matt (11, 17*)
HAVENS, Reese (10-12)
HEE, Aaron (03)
HEILMAN, Aaron (02)
HELD, Dan (00)
ENDERSON, Jim (16*)
ENDERSON, Rodney (00)
ENDERSON, Ryan (98-99)
HEPPLER, Mike (16)
HERBISON, Brett (99)
HERNANDEZ, Anderson (05)
HERNANDEZ, Carlos (01)
HERNANDEZ, Luis (10)
HERNANDEZ, Orlando (08*)
HERRERA, Dylon (14)
HERRON, Tyler (16)
HIEPTAS, Joe (01, 03-06, 08)
HILARIO, Julian (15)
HILJUS, Erik (95)
HILL, Jamar (07-08)
HILL, Jeremy (03-05)
HOFFNER, Jamie (92)
HOLT, Brad (09-12)
HOORELBEKE, Casey (08)
HORNE, Tyrone (96)
HOULE, Dustin (19)
HOWARD, Chris (97)
HOWARD, Tim (92-93)
HOWELL, Pat (94)
HUBBARD, Marshall (10)
HUBER, Justin (03-04)
HUCHINGSON, Chase (13-15)
HUFF, B.J. (99-01)
HUGHES, Rhyne (13)
HUMBER, Philip (05-06)
HUNTER, Bert (92-93)
HUNTER, Scott (97-98, 01-02)
HUSKEY, Butch (93)

I

ISRINGSHAUSEN, Jason (94-95)

J

JACKSON, Gavin (00)
JACKSON, Nic (07)

JACOBS, Frank (93-95)
JACOBS, Mike (03-04)
JACOME, Jason (93)
JAMES, Christian (18)
JAMISON, Ryan (02)
JANNIS, Mickey (15-19)
JIANNETTI, Joe (04)
JOHNSON, Johnathan (16)
JOHNSON, Kyle (14, 16)
JOHNSTONE, John (92)
JONES, Bobby J. (92, 99*)
JONES, Bobby M. (01*)
JONES, Zack (19)
JOSEPH, Jake (02-04)
JUNGE, Eric (05)

K

KACZMARSKI, Kevin (17, 19)
KAPLAN, Jeff (11-12)
KATZAROFF, Robby (92)
KAY, Anthony (19)
KAZMAR, Sean (12)
KAZMIR, Scott (04)
KEISTER, Tripp (95)
KEPPEL, Bob (03)
KEPPINGER, Jeff (04)
KESSEL, Kyle (01)
KIGER, Mark (07, 09)
KILOME, Franklyn (18)
KINDELL, Scott (95)
KING, Jared (15)
KING, Jason (92)
KINKADE, Mike (00)
KNACKERT, Brent (93, 95)
KNAPP, Ricky (16-18)
KNOWLES, Eric (97)
KNOWLES, Eric (97)
KOCH, Matt (14-15)
KOLAREK, Adam (12-15)
Krizan, Jason (19)
KUEBLER, Jake (15)

L

LAGARES, Juan (11-12, 14*, 16*, 17*)
LAMBIN, Chase (04-06)
LANDRY, Todd (98)
LANGBEHN, Gregg (92, 94)
LARA, Rainy (14-16)
LARSON, Toby (96)
LAVIGNE, Tim (02-05, 08)
LAWLEY, Dustin (14-15)
LEATHERSICH, Jack (13-14)
LeBRON, Juan (00-01)
LEDESMA, Aaron (93)
LEE, Braxton (19)
LEE, Zach (19)
LEIPER, Tim (96)
LIDLE, Cory (96)
LINDSTROM, Matt (05-06)
LOADENTHAL, Carl (09)
LO DUCA, Paul (07*)
LOHRMAN, Dave (01)
LONG, Steve (93)
LONG, Terrence (98)
LOPEZ, Johan (99)
LOPEZ, Jose (97-99)
LOPEZ, Rafael (05)

LOWERY, David (93)
LOWERY, Terrell (96)
LUCAS, Richard (13)
LUDWICK, Eric (95)
LUGO, Seth (15, 17*)
LUJAN, John (10-11)
LUTZ, Zach (09-10)
LYDON, Wayne (04-05)
LYONS, Mike (98-99)

M

MACHADO, Anderson (08)
MacLANE, Evan (05-06)
MADDEN, John (09)
MAGLIOZZI, Johnny (18)
MAHALIK, John (95-97)
MAINE, John (10*)
MALAVE, Jaime (01-02)
MALDONADO, Brahim (10-11)
MALDONADO, Ivan (05-06)
MALEK, Bobby (04-06)
MALO, Jon (08-11)
MANESS, Dwight (96-98)
MANESS, Nick (00-03)
MANGRUM, Michah (04)
MANRIQUEZ, Salomon (08, 10-11)
MARON, Cam (14)
MARSHALL, Randy (93)
MARTE, German (08)
MARTE, Jeffrey (12)
MARTIN, Dustin (12)
MARTIN, James (97)
MARTINEZ, Fernando (07-08)
MARTINEZ, Gabby (00-01)
MARTINEZ, Jesus (00-01)
MARTINEZ, Jose (92)
MARTINEZ, Pablo (94)
MASHORE, Justin (99)
MASON, Chris (09)
MATEO, Luis (13, 16, 17)
MATSUI, Kaz (05*)
MATTIONI, Nick (03)
MATTOX, David (03)
MATZ, Steven (14, 15*)
MAZEIKA, Patrick (17, 18, 19)
MAZZILLI, LJ (15-17)
MAZZA, Chris (19)
MAZZONI, Cory (12-14)
McCRARY, Scott (98-00)
McCREADY, Jim (93-96)
McGEORGE, Austin (19)
McDILL, Allen (95)
McENTIRE, Ethan (99)
McEWING, Joe (02*)
McGEORGE, Austin (18, 19)
McGINLEY, Blake (04-05)
McGOWAN, Kevin (15-16, 18)
McIlraith, Thomas (19)
McHUGH, Collin (11-12)
McMICHAEL, Greg (99*)
McNAB, Tim (05-07, 09)
McNEAL, Aaron (01-02)
McNEIL, Jeff (15-16, 18)
MEDINA, Carlos (01)
MEGGERS, Mike (99)
MEGILL, Tylor (19)
MEJIA, Jenny (09-10, 12, 13*)
MENDOZA, Carlos (97)
MERRITT, Roy (09-11)
MEYERS, Mike (04)
MICHAEL, Levi (18)

ALL-TIME ROSTER

RUMBLE PONIES

FRANCHISE HISTORY

FRANCHISE RECORDS

EASTERN LEAGUE

MIER, Jio (17)
MILLEDGE, Lastings (05,07)
 MILLER, Pat (93)
 MILLER, Ryan (95,01)
MILONE, Tommy (17*)
 MINCONE, John (15)
 MOLINA, Marcos (17-18)
 MONTANE, Ivan (01)
MONTERO, Rafael (13,16)
MONTZ, Luke (10)
 MOORE, Brandon (10-12)
 MOORE, Michael (97)
 MOORE, Tyler (17-18)
 MORA, John (18)
 MORALES, Eric (98)
 MORALES, Ricardo (07)
 MORAS, Michael (10)
 MORENO, Juan (00)
 MORENO, Julio (01)
MORENO, Orber (03)
MORGAN, Kevin (95-97)
MORRIS, Akeel (15-16)
MULVEY, Kevin (06-07,12)
MUNIZ, Carlos (07,10)
MUNO, Danny (13)
MURPHY, Daniel (08)
MURRAY, Dan (98)
MUSSER, Neal (03-04)

N

NALL, Brandon (06-07)
 NAVARRETE, Ray (06)
NAVARRO, Oswaldo (12)
 NEGRON, Miguel (07)
 NEBART, Garrett (98-99)
NICKEAS, Mike (06-10)
NIDO, Tomas (17-18)
NIESE, Jon (08,13*)
 NIESEN, Eric (09-11)
NIEUWENHUIS, Kirk (09-10)
NIEVE, Fernando (09)
NIMMO, Brandon (14-15)

NITKOWSKI, CJ (12)
NOGOSEK, Stephen (18, 19)
NOVOA, Rafael (95)
 NUNEZ, Gustavo (17)
 NYE, Rodney (01-03)

O

OBERSTE, Matt (16-18)
 OCHOA, Pablo (00,02)
ORDONEZ, Rey (94)
 ORLOSKI, Joe (03)
OSWALT, Corey (17)
OTERO, Ricky (93,94)
 OUGH, Wayne (04)
 OWEN, Dylan (08-11,13)
OWENS, Henry (06)
 OZGA, Travis (11-12)

P

PADILLA, Jorge (06)
 PAEZ, Mike (19)
 PAEZ, Paul (16)
PAGAN, Angel (04)
 PAGANO, Scott (96)
 PANIAGUA, Salvador (08-09)
 PANTELIODIS, Alex (14)
PARNELL, Bobby (07-08,15*)
 PARRA, Franklin (97)
PARRA, Jose (04)
 PASCUAL, Oliver (18)
 PAULK, Robert (06-08)
 PAXTON, Darrin (95)
PAYTON, Jay (94-96)
 PEAVEY, Greg (12-14)
PELFREY, Mike (06)
 PELLOT, Hector (10)
PENA Francisco (12-13)
 PEREZ, Jairo (15)
 PEREZ, Marcelo (07)
 PEREZ, Miguel (06)
PEREZ, Yorkis (97)

PERSON, Robert (94,95)
 PETERSEN, Josh (08-09)
PETERSON, Brock (15)
 PETERSON, David (19)
 PETERSON, Matt (03-04)
PETERSON, Tim (14,16-17)
PETIT, Yusmeiro (04-05)
PHILLIPS, Jason (99-01)
 PIERSON, Jason (96-97)
PILL, Tyler (13-17)
 PINA, Eudy (15)
 PIZZANO, Dario (19)
 PINANGO, Miguel (06)
PLAIA, Colton (16-17)
PLAWECKI, Kevin (14)
 POBEREYKO, Matt (18)
 POLANCO, Enohel (97-98)
 PONTES, Dan (98-99)
 PORTOBANCO, Luz (05-06)
 POWERS, Michael (11)
 PRESSLEY, Josh (03-04)
 PREVOST, Josh (18)
PRIDE, Curtis (92)
 PROCTOR, Dave (92)
PUELLO, Cesar (13)
PULSIPHER, Bill (94,97)
 PUMPHREY, Ken (98,99)

Q

QUEZADA, Elvys (08)

R

RAGSDALE, Corey (05-07)
 RALEIGH, Matt (97-98)
 RAMIREZ, Edgar (09-12)
RAMIREZ, Elvin (10,12)
RAMIREZ, Hector (95-96)
 RAMOS, Darwin (19)
 RAMOS, Peeter (08)
 RANDOLPH, Jaisen (01)
 RATLIFF, Sean (10)
REDMAN, Prentice (02,04-05)

106 SEASONS OF BINGHAMTON BASEBALL

This year marks the 106th season of professional baseball in Binghamton. America's pastime in the Southern Tier dates back to 1877 when the Binghamton Cricket played in the League Alliance. For more on the history of baseball in Binghamton see page 10.

BINGHAMTON RUMBLE PONIES	<i>(2017 - Present)</i>
Eastern League (2017 - Present)	
BINGHAMTON METS	<i>(1992 - 2016)</i>
Eastern League (1992 - 2016)	
BINGHAMTON TRIPLETS	<i>(1923 - 1968)</i>
Eastern League (1938-1963, 1967-1968)	
New York-Pennsylvania League (1923-1937, 1964-1966)	
BINGHAMTON BINGOES	<i>(1885, 1892 - 1894, 1899, 1901 - 1919)</i>
International League (1918-1919)	
Eastern League (1892-1894)	
New York State League (1885, 1899, 1901-1917)	
BINGHAMTON CRICKETS	<i>(1877 - 1878, 1886 - 1888, 1895, 1900)</i>
New York State League (1896, 1900)	
Central League (1888)	
International League (1886)	
International Association (1878, 1887)	
League Alliance (1877)	

Bold - Played in Major Leagues

* - Played for Binghamton on rehab assignment

ALL-TIME ROSTER

REED, Eric (08)
REED, Rick (99*)
 REGNAULT, Kyle (16-17)
 REICH, Andy (92-93)
 RENNIE, Luc (19)
 RENTERIA, Marcel (19)
REYES, Al (08*)
REYES, Jose A. (07)
REYES, Jose (02,04*,11*,16)
 REYES, Raul (10-12)
 REYES, Scarlyn (17)
REYNOLDS, Matt (13-14)
RIGGAN, Jerrod (00,05)
RIGGANS, Shawn (10)
RING, Royce (03-04)
 RIOS, Kevin (06)
 RIVERA, Luis (07)
RIVERA, Saul (02)
RIVERA, T.J. (14-15)
ROA, Joe (93-94)
ROACH, Jason (00-02)
 ROBERTS, Chris (94,96-97)
ROBERTS, Grant (99,02*)
ROERTSON, Connor (09)
ROBLES, Hansel (14)
 RODRIGUEZ, Armando (12-13)
 RODRIGUEZ, JC (17)
 RODRIGUEZ, Jose (05)
RODRIGUEZ, Josh (12-13,15)
 RODRIGUEZ, Sammy (98-01)
ROGERS, Brian (08)
 ROGERS, Bryan (92-94)
 ROMAN, Orlando (04-06)
ROMERO, Niuman (11,16)
 ROOT, Derek (00)
ROQUE, Rafael (96-97)
 ROSARIO, Adrian (12-13)
ROSARIO, Amed (15-16)
 ROSEBOOM, David (16,18, 19)
RUEBEL, Matt (99)
 RUCKLE, Jacob (08-09)
 RUIZ, Yeixon (15)
RUNDLES, Rich (06)
RYAN, Dusty (11)
 RYAN, Ryder (18,19)

S

SABOL, Stefan (16)
 SAENZ, Jason (01-03)
 SAGE, Brandon (11)
SALAZAR, Oscar (02)
 SANCHEZ, Aili (19)
SANCHEZ, Jesus (97)
 SANCHEZ, Jose (07-09)
SANCHEZ, Rey (03)
 SANCHEZ, Yuri (98-99)

SANDERS, Tracy (94-95)
 SANDOVAL, Rylan (12,14)
 SANDY, Tim (93)
SANTOS, Omir (10)
SATIN, Josh (10-11)
 SATTERWHITE, Cody (14)
SAUERBECK, Scott (96-97)
 SAUNDERS, Chris (94-97)
SAUNDERS, Doug (92,94)
 SAYLOR, Jamie (01)
 SCHORR, Brad (94-95)
SCHWINDEN, Chris (10-11)
 SCOBIE, Jason (03-04)
 SCOTT, Lorenzo (11)
 SEALE, Marvin (03)
 SECREST, Kelly (16-17)
SEDLACEK, Shawn (04)
 SEEFRIED, Tate (97)
SEIBEL, Phil (02-03)
SEO, Jae (01-02)
 SERFASS, Joe (07)
 SERGAKIS, Nick (18)
SEWALD, Paul (14-15)
 SHAW, Joseph (16, 18)
 SHAW, Scott (10)
 SHIPP, Brian (02-03)
 SHORT, Barry (97,99)
 SIMON, Jake (19)
 SILCOX, Rusty (93)
 SIMMONS, Jeramy (07)
 SLACK, Jonathan (05-06)
 SMITH, Brandon (95)
 SMITH, Chuck (06)
SMITH, Dominic (16)
SMITH, Drew (17)
 SMITH, John (95)
SMITH, Joseph (06)
 SMITH, Kevin (19)
 SMITH, Matt (08)
SMOKER, Josh (15,17*)
SNEAD, Esix (02)
SNYDER, Earl (01)
SOLER, Alay (06)
 SOLER, Ramon (02)
STANTON, Mike (03*)
 STEED, Ricky (98)
STEVENS, Jeff (12)
 STEWART, Caleb (07-09)
STEWART, Scott (98-99)
STIDHAM, Phil (95)
STINSON, Josh (10-11)
 STOFFELS, Alex (99)
STONER, Tobi (08-09,11)
STRANGE, Patrick (00-01)
 STRATTON, Rob (01)
 STRAYHORN, Kole (04-05)

STROM, Ian (18)
 STUART, Champ (16-17)
 SWINDELL, Mike (07)
SYNDERGAARD, Noah (13)

T

TAJERON, Travis (13-14)
TAM, Jeff (94-96)
 TAMARGO, Jr., John (99-01)
 TAPIA, Domingo (15-16)
 TAYLOR, Blake (19)
 TAYLOR, Corey (17-18)
 TAYLOR, Kevin (17)
 TAYLOR, Logan (16-17)
 TEBOW, Tim (18)
TEJADA, Ruben (09,19)
 TENDOSLAVICH, Joey (18)
 TERHUNE, Mike (01)
 TEUFEL, Shawn (13)
THOLE, Josh (09)
THOMPSON, Ryan (95*)
 THOMPSON, David (17,19)
 TIJERINA, Tony (94-95)
TOCA, JORGE LUIS (99-00)
 TOFFEY, Will (18,19)
TOLAR, Kevin (97)
 TOMASIEWICZ, Kevin (07)
 TORRES, Joshua (18,19)
TOVAR, Wilfredo (12-14)
TRABER, Billy (01)
TRACHSEL, Steve (02*,05*)
 TRIPLETT, Russ (05)
 TURAY, Alhaji (06)
 TURGEON, Erik (10-12)
 TURNER, Brian (96)
TURNER, Justin (13*)
 TURRENTINE, Rich (96-99)
 TZAPUCKI, Thomas (19)
TYNER, Jason (99)

U

UCETA, Adonis (17,19)
URDANETA, Lino (05-07)

V

VALDES, Raul (07)
VALDESPIN, Jordany (10-11)
VALERA, Yohanny (99)
VARGAS, Jason (19)*
 VASQUEZ, Jeremy (19)
 VASQUEZ, Julian (92)
 VASQUEZ, Leo (97-99)
 VAUGHN, Cory (13-14)
 VELASQUEZ, Jon (14-15)
 VEZQUEZ, William (06)
 VILLERA, Jaison
 VILLINES, Stephen (19)

MOST RUNS SCORED, GAME

Runs	Date	Opponent	Result
18	4/11/08	@ Erie	W, 18-13
17	8/16/11	v New Britain	W, 17-5
	6/8/08	v New Britain	W, 17-4
	6/21/02	v Erie	W, 17-7
16	Seven times - Last:		
	7/16/18	v Portland	W, 16-2

MOST RUNS ALLOWED, GAME

Runs	Date	Opponent	Result
20	8/20/03	@ Trenton	L, 20-4
19	5/3/08	v Connecticut	L, 19-5
	6/3/01	v Norwich	L, 19-9
	5/16/97	@ Trenton	L, 19-2
17	Five times - Last:		
	4/27/04	v Trenton	L, 17-12

ALL-TIME ROSTER

RUMBLE PONIES

VEGA, Rene (01-02)
VELAZQUEZ, Gil (01-04)
 VENIARD, Jay (98)
VERAS, Quilvio (93)
VERRETT, Logan (13)
 VILLINES, Stephen (18)
VITKO, Joe (92,94)

WHITE, Mike (92)
WIGGINGTON, Ty (00-01)
 WILSON, Andy (06)
 WILSON, John (02-03)
WILSON, Paul (95-96)
WILSON, Preston (97)
 WILSON, Tommy (19)
WILSON, Vance (97,04*)

ZANON, Jacob (19)
 ZAPATA, Nelfi (14)
 ZAPATA, Pedro (12)
ZEID, Josh (16)
ZINTER, Alan (92-93)
 ZORRILLA, Julio (97-98)
 ZUNIGA, David (95)

W

WABICK, D.J. (09-10)
WAGNER, Billy (08*)
 WALKER, Adam (01-02)
WALKER, Pete (92-93)
WALKER, Tyler (99-01)
WALL, Donne (01*)
WALLACE, Derek (95)
 WALTERS, Jeff (13, 15)
 WARDEN, Jim Ed (09)
WATSON, Matt (02-03,09)
 WATTS, Derran (05)
 WEGMANN, Tom (92)
WELCH, Mike (95-96)
 WHEELER, Beck (15-16)
WHEELER, Zack (12)
 WHITE, Donnie (95-96)

WIPF, Mark (95)
WITHEM, Shannon (96)
WOOTEN, Shawn (07)
 WONG, Joey (18)
WRIGHT, David (04)

Y

YARNALL, Ed (97-98)
YATES, Tyler (03)
YNOA, Gabriel (14, 15)
YOUNG Jr, Eric (14*)

Z

ZAMORA, Daniel (18)
 ZAMORA, Junior (99-00)
 ZANGHI, Joe (18,19)

Managers

BACKMAN, Wally (11)
 BOLES, Kevin (19)
DAVIS, Doug (99-00)
 FREILING, Howie (01-02)
GIBBONS, John (98)
LIND, Jack (05)
 LOPEZ, Pedro (12-15)
OBERKFELL, Ken (04)
 OLIVERAS, Mako (07-09)
 ROJAS, Luis (17-18)
SAMUEL, Juan (06)
STEARNS, John (03)
SWEET, Rick (97)
SWISHER, Steve (92-93)
TAMARGO, John (94-96)
TEUFEL, Tim (10)

FRANCHISE HISTORY

FROM BINGHAMTON TO THE BIG LEAGUES

Of the 779 players who have worn a Binghamton uniform over the last 28 seasons, only 66 have played for the B-Mets/Ponies and made their MLB debut with the Mets in the same season. The full list is below.

Player	Debut	Player	Debut	Player	Debut
Joe Vitko	9/18/92	Heath Bell	8/24/04	Josh Edgin	7/13/12
Butch Huskey	9/8/93	Joe Hietpas	10/3/04	Collin McHugh	8/23/12
Juan Castillo	7/26/94	Tim Hamulack	9/2/05	Travis d'Arnaud	8/13/13
Jeff Barry	6/9/95	Anderson Hernandez	9/18/05	Juan Centeno	9/18/13
Jason Isringhausen	7/17/95	Alay Soler	5/24/06	Wilfredo Tovar	9/22/13
Robert Person	9/18/95	Henry Owens	7/7/06	Dilson Herrera	8/29/14
Paul Wilson	4/4/96	Mike Pelfrey	7/8/06	Dario Alvarez	9/3/14
Jason Hardtke	9/8/96	Phillip Humber	9/24/06	Michael Conforto	7/24/15
Charlie Greene	9/15/96	Carlos Muniz	9/25/07	Robert Gsellman	8/23/16
Kevin Morgan	6/15/97	Nick Evans	5/24/08	Michael Conforto	7/24/15
Carlos Mendoza	9/3/97	Daniel Murphy	8/2/08	Tyler Pill	5/27/17
Jorge Luis Toca	9/12/99	Eddie Kunz	8/3/08	Chris Flexen	7/27/17
Jerrod Riggan	8/29/00	Jon Niese	9/2/08	Tomas Nido	9/13/17
Jason Phillips	9/19/01	Bobby Parnell	9/15/08	Gerson Bautista	4/17/18
Mark Corey	10/2/01	Josh Thole	9/3/09	Drew Smith	6/23/18
Jaime Cerda	6/28/02	Tobi Stone	9/10/09	Tyler Bashlor	6/25/18
Jae Seo	7/21/02	Jenry Mejia	4/7/10	Drew Gagnon	7/10/18
Esix Snead	9/3/02	Lucas Duda	9/1/10	Jeff McNeil	7/24/18
Jeff Duncan	5/20/03	Mike Nickeas	9/4/10	Daniel Zamora	8/17/18
Prentice Redman	8/24/03	Josh Stinson	9/2/11	Stephen Nogosek	6/19/19
Danny Garcia	9/2/03	Josh Satin	9/4/11	Chris Mazza	6/23/19
Matt Watson	9/12/03	Chris Schwinden	9/8/11	Sam Haggerty	9/4/19
David Wright	07/21/04	Robert Carson	5/8/12		
Jeff Keppinger	8/20/04	Elvin Ramirez	6/3/12		

Bold - Played in Major Leagues * - Played for Binghamton on rehab assignment

FRANCHISE RECORDS

EASTERN LEAGUE

FRANCHISE MANAGERS

Years	Manager	G	W-L	%	Years	Manager	G	W-L	%
1992-1993	Steve Swisher	278	147-131	.529	2005	Jack Lind	142	63-79	.444
1994-1996	John Tamargo	425	225-200	.529	2006	Juan Samuel	140	70-70	.500
1997	Rick Sweet	142	66-76	.465	2007-2009	Mako Oliveras	424	188-236	.443
1998	John Gibbons	142	82-60	.577	2010	Tim Teufel	142	66-76	.465
1999-2000	Doug Davis	282	136-146	.482	2011	Wally Backman	141	65-76	.461
2001-2002	Howie Freiling	282	146-136	.518	2012-2016	Pedro Lopez	706	377-329	.534
2003	John Stearns	141	63-78	.447	2017-2018	Luis Rojas	279	149-130	.534
2004	Ken Oberkfell	142	76-66	.535	2019	Kevin Boles	140	67-73	.479
					2021	Lorenzo Bundy			

TEAM MOST VALUABLE PLAYERS

Year	Most Valuable Player	Year	Most Valuable Player	Year	Most Valuable Player
1992	Tim Howard	2000	Dan Held	2009	Josh Thole
1993	Butch Huskey	2001	Earl Snyder	2010	Kirk Nieuwenhuis
1994	Edgardo Alfonzo	2002	Prentice Redman	2011	Brahiam Maldonado
1995	Jay Payton	2003	Rodney Nye	2012	Eric Campbell
1996	Chris Saunders	2004	Ron Acuna	2013	Allan Dykstra
1997	Tate Seefried	2005	Mike Jacobs	2014	Brian Burgamy
1998	Scott Hunter	2006	Michel Abreu	2015	Gavin Cecchini & Josh Rodriguez
1999	Jason Tyner	2007	Mark Kiger	2016	Dominic Smith
		2008	Mike Carp	2017	David Thompson

EASTERN LEAGUE AWARD WINNERS

Most Valuable Player		Manager of the Year		Player of the Month	
1995	Jay Payton	1992	Steve Swisher	1997	Tate Seefried (July)
2005	Mike Jacobs	1998	John Gibbons	1998	Ed Yarnall (April)
2013	Allan Dykstra	2013	Pedro Lopez	2000	Mike Kinkade (May)
					Ty Wiggington (August)
				2001	Earl Snyder (June)
				2002	Matt Watson (August)
				2007	Caleb Stewart (May)
					Brett Harper (August)
				2013	Cesar Puello (June)
				2015	Gavin Cecchini (July)
				2018	Pete Alonso (April)
Pitcher of the Year		Rookie of the Year			
1992	Bobby Jones	1992	Bobby Jones		
1995	Paul Wilson	1995	Paul Wilson		
2015	Michael Fulmer	2015	Gavin Cecchini		
2017	Corey Oswalt				
Postseason MVP		All-Star Game MVP			
2014	Xorge Carrillo	2012	Eric Campbell		
		2016	Matt Oberste		

LEAGUE MID-SEASON ALL-STARS

Year	All-Star	Year	All-Star	Year	All-Star	Year	All-Star
1992	Tim Howard	2004	David Bacani	2009	Roy Merritt	2015	Dario Alvarez
	Bobby Jones		Justin Huber		Josh Thole		Gavin Cecchini
1993	Juan Castillo		Blake McGinley		DJ Wabick		Luis Cessa
	Butch Huskey		Neal Musser	2010	Nick Evans		Brando Nimmo
1994	Juan Castillo		Angel Pagan		Luis Hernandez		Josh Rodriguez
	Jay Davis	2005	David Bacani		Mike Nickeas		Paul Sewald
	Bill Pulsipher		Brian Bannister		Kirk Nieuwenhuis	2016	Matt Oberste
1995	Jay Payton		Mike Jacobs		Josh Stinson		Tyler Pill
	Paul Wilson		Chase Lambin	2011	Jeury's Familia		Logan Taylor
1996	Chris Saunders		Yusmeiro Petit		Josh Satin	2017	PJ Conlon
	Mike Welch	2006	Michel Abreu		Jordany Valdespin		Luis Guillorme
1997	Jesus Sanchez		Ivan Maldanado	2012	Eric Campbell		Tomas Nido
1998	Scott Hunter		Henry Owens		Jefry Marte		Corey Oswalt
	Dan Murray		Jorge Padilla		Armando Rodriguez		Kevin Taylor
1999	Eric Cammack		Mike Pelfrey		Zack Wheeler	2018	Patrick Mazeika
2000	Dan Held		Andy Wilson	2013	Allan Dykstra		Levi Michael
	Mike Kinkade	2007	Brett Harper		Cesar Puello		David Roseboom
2001	Jae Seo		Mark Kiger		Josh Rodriguez		Tim Tebow
	Earl Snyder		Kevin Mulvey		Logan Verrett		Daniel Zamora
2002	Aaron McNeal		Caleb Stewart		Jeff Walters	2019	Harol Gonzalez
	Saul Rivera	2008	Salvador Aguilar	2014	Brian Burgamy		Sam Haggerty
2003	Chris Basak		Mike Carp		Kyle Johnson		Braxton Lee
	Craig Brazell		Nick Evans		Cody Satterwhite		Patrick Mazeika
	Neal Musser		Dan Murphy		Jon Velasquez		Adonis Uceta
			Bobby Parnell				

LEAGUE POSTSEASON ALL-STARS

Year	All-Star	Year	All-Star	Year	All-Star	Year	All-Star
1992	Bobby Jones, SP	1997	Jesus Sanchez, P	2005	Mike Jacobs, C	2013	Allan Dykstra, 1B
1993	Quilvio Veras, 2B	1998	Scott Hunter, OF	2006	Michel Abreu, 1B		Jeff Walters, P
	Butch Huskey, 3B	1999	Eric Cammack, P		Henry Owens, P	2014	Brian Burgamy, UT
	Alan Zinter, DH	2000	Mike Kinkade, C	2007	Mark Kiger, UT	2015	Gavin Cecchini, SS
1994	Bill Pulsipher, SP		Alex Escobar, OF		Brett Harper, DH		Michael Fulmer, P
1995	Jay Payton, OF		Jerrold Riggan, P	2008	Mike Carp, 1B		Josh Rodriguez, UT
	Paul Wilson, P	2002	Jose Reyes, SS		Daniel Murphy, UT	2017	Luis Guillorme, 2B
	Eric Ludwick, P	2003	Craig Brazell, 1B		Eddie Kunz, P		PJ Conlon, P
1996	Mike Welch, P	2004	Jeff Keppinger, 2B	2011	Josh Satin, UT		Corey Oswalt, P
						2018	Levi Michael, UT

BINGHAMTON'S BASEBALL SHRINE

This season marks the 26th year for the Binghamton Baseball Shrine committee. The special group was formed in 1993 by then-Binghamton Mets general manager R.C. Reuteman to recognize the rich baseball legacy of the Greater Binghamton Area. Reuteman was posthumously inducted into the shrine in 2016. This year's class will be the 24th induction class for the Shrine.

In order to be inducted into the Binghamton Baseball Shrine, an inductee must no longer be an active player and have accomplished at least one of the following:

-Played for a Binghamton professional baseball team and performed in outstanding fashion or achieved success in Major League Baseball after playing in the Binghamton area

-Born and/or raised in the Greater Binghamton Area and achieved success in Major League Baseball or a Binghamton professional team (i.e., Bingos, Crickets, Triplets, Mets, etc.)

The same general rules apply for non-playing members of the Shrine. Examples include George F. Johnson, John H. Johnson, John Fox and Jerry Toman. On rare occasions the committee has the right to go outside the criteria to recognize a significant event in the Greater Binghamton Area.

Year	Inductee	Year	Inductee	Year	Inductee
1993	George F. Johnson	2002	Clete Boyer	2009	Dale Long
	William "Willie" Keeler		Ralph Terry		Danny McDevitt
	Johnny Logan	2003	Fred Norman	2011	Quilvio Veras
1995	Edward "Whitey" Ford		Pete Suder		John Fox
	William "Wild Bill" Hallahan		John Montgomery Ward		Wally Burnette
	Tommy Holmes	2004	Johnny Blanchard		Harry G. "Judge" Lumley
	Edwin "Eddie" Sawyer		Ken Harrelson	2012	Gene Monahan
1996	Ronald Michael Luciano		Jerry Toman		Curtis Pride
	John Francis McNamara		Frank Verdi		Bill "Moose" Skowron
	Steve Souchock	2005	Rob Gardner	2013	Willard Hershberger
1997	Deron Johnson		Bob Grim		Tom Tresh
	Steve Kraly		Jake Pitler		Pete Van Wieren
	Thurman Munson	2006	Bert Campaneris	2014	Ken Gilchrist
1998	John Johnson		Vernon "Lefty" Gomez	2015	Pedro Lopez
	Lee Thomas		Bobby J. Jones	2016	Heath Bell
	Bill Virdon		W.B. "King Bill" Kay		Nelson Figueroa
1999	James E. Whitney	2007	Brook Fordyce		RC Reuteman
	Al Downing		Charles E. Keller III	2017	Jerry Coleman
	John "Bud" Fowler		Cory Lidle		Juanita Crabb
	Victor J. Roschi		George McQuinn	2018	Marion O'Connor
	Steve Swisher	2008	Edgardo Alfonzo		Jim Weed
2000	Spurgeon "Spud" Chandler		Gene Bearden		Maine-Endwell LL Team
	Dr. Eddie Farrell		Daniel Maurice Casey	2019	Jason Istringhausen
	Bobby Richardson		Joe Pepitone		Bill Pulsipher
	Bob Taylor, Sr.				

WEARING THE JERSEY

Over the course of 28 seasons, 779 different players have worn a Binghamton Mets or Rumble Ponies jersey. Of those players, 330 also played in the Major Leagues.

In the team's history, 165 B-Mets/Ponies made their Big League debut with the New York Mets. Overall, 216 New York Mets have, at one time, played for the B-Mets/Ponies.

Just 66 players have donned a B-Mets/Ponies uniform and gone on to make their Major League debut for the New York Mets in the same season. See page 17 for a full list.

YEAR-BY-YEAR RECORD

Year	W-L	Home	Away	Finish	GB/A	Postseason	Manager
1992	79 - 59	41 - 30	38 - 29	2	-1.0	SF: HAR (3-1) / EL: CAN (3-2)	Steve Swisher
1993	68 - 72	35 - 35	33 - 37	5	-27.0		Steve Swisher
1994	82 - 59	42 - 29	40 - 30	1 - North	+4.5	ND: NH (3-0) / EL: HAR (3-2)	John Tamargo
1995	67 - 75	34 - 37	33 - 38	4 - North	-19.0		John Tamargo
1996	76 - 66	41 - 30	35 - 36	2 - North	-7.5	ND: Portland (2-3)	John Tamargo
1997	66 - 76	30 - 41	36 - 35	4 - North	-13.0		Rick Sweet
1998	82 - 60	46 - 25	36 - 35	2 - North	-1.0	ND: New Britain (1-3)	John Gibbons
1999	54 - 88	28 - 43	26 - 45	6 - North	-38.0		Doug Davis
2000	82 - 58	46 - 25	36 - 33	1 - North	+1.0	ND: New Britain (1-3)	Doug Davis
2001	73 - 68	38 - 32	35 - 36	4 - North	-13.5		Howie Freiling
2002	73 - 68	42 - 28	31 - 40	3 - North	-3.5		Howie Freiling
2003	63 - 78	40 - 31	23 - 47	5 - North	-15.5		John Stearns
2004	76 - 66	38 - 33	38 - 33	2 - North	-8.5	ND: New Hampshire (1-3)	Ken Oberkfell
2005	63 - 79	38 - 35	25 - 44	6 - North	-13.0		Jack Lind
2006	70 - 70	40 - 29	30 - 41	3 - North	-9.0		Juan Samuel
2007	61 - 81	30 - 44	31 - 37	6 - North	-22.0		Mako Oliveras
2008	73 - 69	33 - 38	40 - 31	3 - Northern	-14.0		Mako Oliveras
2009	54 - 86	27 - 43	27 - 43	6 - Northern	-28.0		Mako Oliveras
2010	66 - 76	34 - 37	32 - 39	5 - Eastern	-17.0		Tim Teufel
2011	65 - 76	32 - 38	33 - 38	5 - Eastern	-11.5		Wally Backman
2012	68 - 74	33 - 37	35 - 37	5 - Eastern	-11.0		Pedro Lopez
2013	86 - 55	44 - 28	42 - 27	1 - Eastern	+12.0	ED: Trenton (0-3)	Pedro Lopez
2014	83 - 59	45 - 26	38 - 33	2 - Eastern	-5.0	ED: POR (3-2) / EC: RIC (3-0)	Pedro Lopez
2015	77 - 64	37 - 33	40 - 31	2 - Eastern	-3.0	ED: Reading (0-3)	Pedro Lopez
2016	63 - 77	32 - 37	31 - 40	5 - Eastern	-25.5		Pedro Lopez
2017	85 - 54	42 - 24	43 - 30	2 - Eastern	-6.5	ED: Trenton (1-3)	Luis Rojas
2018	64 - 76	36 - 34	28 - 42	5 - Eastern	-15.0		Luis Rojas
2019	67-73	25-43	42-30	4-Eastern	-13.5		Kevin Boles

Totals 1919-1889 1003-902

BINGHAMTON RUMBLE PONIES QUICK FACTS

Affiliation:	New York Mets (1992 - Present)	League Titles:	3 (1992, 1994, 2014)
Founded:	1992	Division Titles:	3 (1994, 2000, 2013)
Ownership:	John Hughes	Postseasons:	9 (92, 94, 96, 98, 00, 04, 13-15, 17)
Stadium (Capacity):	NYSEG Stadium (6,012)	Manager:	Lorenzo Bundy
Location:	211 Henry Street Binghamton, NY 13901	Hitting Coach:	Bruce Fields
Radio Broadcasters:	Jacob Wilkins	Pitching Coach:	Jonathan Hurst
Broadcast Outlet:	MiLB.TV	Bench Coach:	Joe Raccuia
		Athletic Trainer:	Kiyoshi Tada
		Strength Coach:	Dylan Cintula

MONTH-BY-MONTH RECORD

Year	April	May	June	July	August	Sept	Postseason	DHs
1992	14-6	18-12	16-12	16-14	14-15	1-0	6-3	4-2-7
1993	5-13	10-17	20-12	13-15	17-12	3-3		5-3-2
1994	14-5	17-11	15-15	18-13	16-12	2-3	6-1	1-1-3
1995	9-11	17-10	15-13	12-21	12-18	2-2		0-3-3
1996	11-9	13-15	19-10	13-19	18-13	2-0	2-3	3-0-6
1997	12-12	11-17	14-14	14-17	15-15	0-1		4-2-2
1998	9-8	15-13	16-15	20-9	18-12	4-3	1-3	0-0-3
1999	11-10	9-20	13-15	10-19	9-20	2-4		1-0-2
2000	12-6	14-14	18-15	13-12	24-8	1-3	1-3	5-2-4
2001	12-8	15-15	15-12	12-18	15-15	4-0		2-0-5
2002	14-8	13-15	10-20	18-10	17-14	1-1		3-5-3
2003	13-9	11-19	10-18	17-14	12-18	0-0		5-1-5
2004	12-9	20-9	14-15	14-12	16-15	0-6	1-3	4-0-4
2005	12-11	14-11	12-15	6-22	16-18	3-2		1-3-5
2006	12-11	9-21	14-12	22-5	11-19	2-2		2-4-3
2007	5-12	19-14	9-19	12-17	15-16	1-3		0-3-6
2008	10-16	18-11	18-9	13-18	14-14	0-1		2-0-4
2009	10-8	11-18	8-21	11-17	11-18	3-4		1-2-3
2010	12-9	12-17	17-11	12-18	11-16	2-5		2-1-3
2011	7-12	9-21	12-17	16-15	20-7	1-4		1-2-5
2012	12-11	13-15	11-17	16-13	15-16	1-2		2-1-3
2013	14-12	17-13	20-5	16-13	18-11	1-1	0-3	2-0-5
2014	12-10	18-14	19-9	16-13	18-12	0-1	6-2	3-2-6
2015	12-8	14-16	13-13	19-10	15-14	4-3	0-3	0-1-3
2016	11-9	9-21	13-14	16-13	13-16	1-4		0-1-4
2017	11-9	18-10	12-16	18-10	23-9	3-0	1-3	5-0-9
2018	11-10	17-14	10-17	11-18	14-15	1-2		1-4-6
2019	11-8	19-11	10-19	16-13	10-20	1-1		4-2-8
Totals	310-270	400-414	393-400	410-408	427-408	46-61	24-27	63-44-123

MOST WINS IN MONTH

Wins	Month, Year
24	August, 2000
23	August, 2017
22	July, 2006
20	June, 2013
	August, 2011
	May, 2004
	July, 1998
	June, 1993

MOST LOSSES IN MONTH

Losses	Month, Year
22	July, 2005
21	May, 2016
	May, 2011
	June, 2009
	May, 2006
	July, 1995
20	August, 2019
	June, 2002
	August, 1999
	May, 1999

YEAR-BY-YEAR ATTENDANCE

Year	Total	Gates	Average	Season High
1992*	278,492	67	4,157	6,255 - 9/12 v Canton-Akron Indians
1993	225,467	65	3,469	6,282 - 4/8 v Reading Phillies
1994*	230,665	73	3,160	6,455 - 6/10 v New Britain Red Sox
1995	200,077	69	2,900	6,847 - 7/3 v Bowie Baysox
1996*	206,589	69	2,994	6,528 - 7/3 v Portland Sea Dogs
1997	200,513	68	2,949	6,641 - 7/3 v Akron Aeros
1998*	221,423	70	3,163	6,605 - 7/3 v Bowie Baysox
1999	203,674	69	2,952	6,068 - 7/19 v Portland Sea Dogs
2000*	187,692	64	2,933	6,387 - 8/10 v New Haven Ravens
2001	197,113	68	2,899	6,362 - 7/16 v Norwich Navigators
2002	214,289	66	3,247	6,953 - 7/15 v Altoona Curve
2003	211,533	66	3,205	6,261 - 8/31 v Trenton Thunder
2004*	218,535	68	3,214	6,712 - 6/9 v Norwich Navigators
2005	222,243	69	3,221	6,307 - 7/4 v New Hampshire Fisher Cats
2006	215,336	67	3,214	7,198 - 8/31 v Portland Sea Dogs
2007	230,078	66	3,486	6,327 - 6/1 v Erie SeaWolves
2008	220,638	69	3,198	7,412 - 7/17 v Connecticut Defenders
2009	210,526	67	3,142	5,862 - 5/24 v New Britain Rock Cats
2010	203,823	66	3,088	5,740 - 7/4 v Portland Sea Dogs
2011	209,044	66	3,167	6,033 - 8/26 v Altoona Curve
2012	196,929	66	2,984	6,481 - 7/3 v Altoona Curve
2013*	189,453	67	2,828	5,822 - 7/28 v Trenton Thunder
2014*	165,375	65	2,544	5,906 - 7/10 v Portland Sea Dogs
2015*	191,619	70	2,737	6,216 - 5/28 v Portland Sea Dogs
2016	172,859	66	2,619	6,255 - 5/26 v Richmond Flying Squirrels
2017*	195,468	60	3,258	6,354 - 7/28 v New Hampshire Fisher Cats
2018	220,279	62	3,553	7,488 - 7/20 v Trenton Thunder
2019	182,990	61	3,000	6,355 - 5/15 v. Altoona Curve
	5,822,722	1,808	3,119	

Bold - Franchise single-season record * - Includes postseason

SINGLE GAME ATTENDANCE RECORDS

	Attendance	Date	Opponent
1.	7,488	7/20/18	Trenton Thunder
2.	7,412	7/17/08	Connecticut Defenders
3.	7,198	8/31/06	Portland Sea Dogs
4.	7,124	7/4/18	Erie SeaWolves
5.	6,953	7/15/02	Altoona Curve
6.	6,847	7/3/95	Bowie Baysox
7.	6,712	6/9/04	Norwich Navigators
8.	6,641	7/3/97	Akron Aeros
9.	6,637	7/4/03	Norwich Navigators
10.	6,629	7/4/02	Trenton Thunder
11.	6,621	8/31/95	Hardware City Rock Cats
12.	6,605	7/3/98	Bowie Baysox
13.	6,556	8/31/04	Portland Sea Dogs
14.	6,542	7/11/94	'94 Eastern League All-Star Game
15.	6,528	7/3/96	Portland Sea Dogs

POSTSEASON

1992 - Finish: 79-59; 2nd Eastern League

Eastern League Semi-Finals - Harrisburg Senators - B-Mets Win Series (3-1)

Game 1 - September 2, 1992

	1	2	3	4	5	6	7	8	9	R	H	E	
HAR	0	0	0	0	0	0	1	0	0	-	1	5	2
BIN	1	0	1	0	4	2	0	0	x	-	5	7	3

W: Jose Martinez | L: Mike Mathile
T: 2:16 A: 2,528 B-Mets lead (1-0)

Game 2 - September 3, 1992

	1	2	3	4	5	6	7	8	9	R	H	E	
HAR	0	0	0	1	2	0	1	0	0	-	4	5	1
BIN	0	0	0	0	0	0	0	1	0	-	1	8	1

W: Tavo Alvarez | L: John Johnstone
T: 2:46 A: 2,217 Series ties (1-1)

Game 3 - September 4, 1992

	1	2	3	4	5	6	7	8	9	R	H	E		
BIN	3	0	1	0	0	0	0	0	0	3	-	7	12	0
HAR	0	0	2	0	0	2	0	1	0	-	5	7	3	3

W: Gregg Langbehn | L: Len Picota | S: Andy Reich
T: 2:50 A: 2,982 B-Mets lead (2-1)

Game 4 - September 5, 1992

	1	2	3	4	5	6	7	8	9	10	11	12	13	14	R	H	E		
BIN	3	0	0	0	0	0	0	0	0	0	0	0	0	0	1	-	4	7	2
HAR	0	0	0	1	0	0	0	2	0	0	0	0	0	0	-	3	8	0	0

W: Tom Wegmann | L: Chris Marchok
T: 3:27 A: 2,024 B-Mets win (3-1)

Eastern League Championship - Canton-Akron Indians - B-Mets Win Series (3-2)

Game 1 - September 7, 1992

	1	2	3	4	5	6	7	8	9	10	11	R	H	E	
BIN	1	0	0	0	4	0	0	0	0	0	2	-	6	8	0
CN-AK	0	1	0	0	0	0	1	0	2	0	1	-	5	15	3

W: Tom Wegmann | L: Mike Gardella | S: Andy Reich
T: 3:30 A: 1,536 B-Mets lead (1-0)

Game 2 - September 8, 1992

	1	2	3	4	5	6	7	8	9	R	H	E	
BIN	0	0	0	0	0	1	0	0	0	-	1	3	2
CN-AK	0	0	0	1	0	0	1	0	x	-	2	5	0

W: Chad Ogea | L: Jose Martinez
T: 2:07 A: 1,285 Series ties (1-1)

Game 3 - September 9, 1992

	1	2	3	4	5	6	7	8	9	R	H	E	
CN-AK	1	4	0	1	0	0	0	0	0	-	6	13	1
BIN	0	0	0	0	0	0	0	1	2	-	3	6	1

W: Victor Garcia | L: John Johnstone | S: Mike Gardella
T: 3:02 A: 4,144 Indians lead (2-1)

Game 4 - September 11, 1992

	1	2	3	4	5	6	7	8	9	R	H	E	
CN-AK	0	0	0	0	0	0	1	1	0	-	2	3	3
BIN	2	1	0	0	4	0	0	0	x	-	7	9	1

W: Joe Vitko | L: Alan Embree
T: 2:41 A: 4,165 Series ties (2-2)

Game 5 - September 12, 1992

	1	2	3	4	5	6	7	8	9	R	H	E	
CN-AK	1	1	0	0	0	0	0	0	0	-	2	4	0
BIN	0	0	0	1	3	0	0	0	x	-	5	13	4

W: Bobby Jones | L: Chad Ogea | S: Andy Reich
T: 2:33 A: 6,255 B-Mets win (3-2)

JANNIS BINGHAMTON'S ALL-TIME WINNIGEST PITCHER



On July 4, 2019, Mickey Jannis became the all-time winningest pitcher in Binghamton history when he earned his 26th career win in a Binghamton uniform in the Ponies' 4-1 win over the Akron RubberDucks at NYSEG Stadium.

Jannis finished the year with 28 career wins. The knuckle-baller also enters the 2020 season as the franchise leader in starts (88), innings pitched (517.2), and career strikeouts (382).

RUMBLE PONIES

FRANCHISE HISTORY

FRANCHISE RECORDS

EASTERN LEAGUE

POSTSEASON

1994 - Finish: 82-59; 1st North Division

North Division Championship - New Haven Ravens - B-Mets Win Series (3-0)

Game 1 - September 6, 1994

	1	2	3	4	5	6	7	8	9	R	H	E	
NH	0	0	0	0	0	0	1	0	0	-	1	4	0
BIN	0	0	0	0	0	0	0	2	x	-	2	8	0

W: Bill Pulsipher | L: Mark Voisard

T: 2:23 A: 2,521 **B-Mets lead (1-0)**

Game 3 - September 8, 1994

	1	2	3	4	5	6	7	8	9	R	H	E	
BIN	1	0	1	0	0	0	0	0	0	-	2	6	1
NH	0	0	0	0	0	1	0	0	0	-	1	5	0

W: Chris Roberts | L: Lloyd Peever | S: Bryan Rogers

T: 2:22 A: 4,646 **B-Mets win (3-0)**

Game 2 - September 7, 1994

	1	2	3	4	5	6	7	8	9	R	H	E	
NH	0	0	0	2	3	0	0	0	0	-	5	6	0
BIN	0	0	2	1	0	2	1	0	x	-	6	8	1

W: Jim McCready | L: Jake Viano | S: Bryan Rogers

T: 2:31 A: 2,238 **B-Mets lead (2-0)**

Eastern League Championship - Harrisburg Senators - B-Mets Win Series (3-1)

Game 1 - September 11, 1994

	1	2	3	4	5	6	7	8	9	R	H	E	
BIN	0	0	1	0	0	2	0	0	1	-	4	9	1
HAR	0	0	0	1	0	0	4	0	x	-	5	6	2

W: Bob Baxter | L: Jeff Tam | S: Curt Schmidt

T: 2:31 A: 2,330 **Senators lead (1-0)**

Game 3 - September 13, 1994

	1	2	3	4	5	6	7	8	9	R	H	E	
HAR	2	0	0	0	1	1	0	0	0	-	4	5	2
BIN	0	0	0	0	2	0	0	0	3	-	5	12	1

W: Bryan Rogers | L: Alberto Reyes

T: 3:07 A: 3,047 **B-Mets lead (2-1)**

Game 2 - September 12, 1994

	1	2	3	4	5	6	7	8	9	R	H	E	
BIN	0	0	0	2	0	0	0	0	0	-	2	8	0
HAR	0	0	0	0	0	0	0	0	0	-	0	0	0

W: Bill Pulsipher | L: Mike Mimbs

T: 2:20 A: 2,654 **Series tied (1-1)**

Game 4 - September 14, 1994

	1	2	3	4	5	6	7	8	9	R	H	E	
HAR	0	0	0	0	0	0	0	2	0	-	2	5	0
BIN	0	1	0	4	0	0	2	0	x	-	7	11	1

W: Chris Roberts | L: Bob Baxter

T: 2:07 A: 5,259 **B-Mets win (3-1)**

PULSIPHER'S POSTSEASON NO-NO



Heading into Game 2 of the 1994 Eastern League Championship Series, the B-Mets trailed the Harrisburg Senators 1-0. Binghamton looked to its ace Bill Pulsipher to even the series on Monday, September 12.

In the regular season, the lefty racked up a team-best 14 wins and notched a 3.22 ERA. His 28 starts and 201 innings pitched that season still stand as franchise records.

With his father in attendance at Riverside Stadium in Harrisburg, Pulsipher struck out eight, walked four and allowed just three balls to leave the infield. The southpaw worked around a walk in the ninth to complete the first no-hitter in B-Mets history. Binghamton won the next two games of the series to earn its second Eastern League title in its first three years.

1996 - Finish: 76-66; 2nd North Division

North Division Championship - Portland Sea Dogs - B-Mets Lose Series (2-3)

Game 1 - September 3, 1996

	1	2	3	4	5	6	7	8	9	10	11	R	H	E
BIN	0	0	1	0	0	0	2	0	0	0	1	-4	14	0
POR	0	0	0	1	2	0	0	0	0	0	0	-3	6	2

W: Hector Ramirez | L: Bryan Ward

T: 3:36 A: 4,049 B-Mets lead (1-0)

Game 4 - September 6, 1996

	1	2	3	4	5	6	7	8	9	R	H	E
POR	1	0	0	0	0	1	2	0	0	-4	7	0
BIN	0	0	0	0	0	0	0	2	0	-2	6	0

W: Will Cunnane | L: Scott Sauerbeck | S: Rob Stanifer

T: 2:18 A: 2,355 Series tied (2-2)

Game 2 - September 4, 1996

	1	2	3	4	5	6	7	8	9	R	H	E
BIN	0	0	2	0	0	0	0	0	0	-2	6	0
POR	2	0	0	0	0	0	0	1	0	-3	8	0

W: Bryan Hernandez | L: Livan Edmondson | S: Rob Stanifer

T: 2:36 A: 4,473 Series tied (1-1)

Game 5 - September 7, 1996

	1	2	3	4	5	6	7	8	9	R	H	E
BIN	1	0	0	1	1	0	0	0	0	-3	8	1
POR	3	2	0	2	0	0	0	0	x	-7	8	0

W: Brian Meadows | L: John Carter

T: 2:51 A: 6,865 Sea Dogs win (3-2)

Game 3 - September 5, 1996

	1	2	3	4	5	6	7	8	9	R	H	E
POR	0	0	0	0	0	0	1	0	0	-1	4	0
BIN	0	0	0	0	1	0	0	5	x	-6	8	2

W: Chris Roberts | L: Andy Larkin

T: 2:33 A: 1,773 B-Mets lead (2-1)

1998 - Finish: 82-60; 2nd North Division

North Division Championship - New Britain Rock Cats - B-Mets Lose Series (1-3)

Game 1 - September 9, 1998

	1	2	3	4	5	6	7	8	9	R	H	E
BIN	0	2	0	0	0	6	0	0	0	-8	11	0
NBR	0	1	0	0	0	2	0	0	0	-3	8	1

W: Ivan Arteaga | L: Rob Radlosky

T: 2:50 A: 1,542 B-Mets lead (1-0)

Game 3 - September 11, 1998

	1	2	3	4	5	6	7	8	9	R	H	E
NBR	1	0	0	0	0	3	0	0	0	-4	7	0
BIN	0	0	0	1	0	0	0	2	0	-3	8	1

W: Jason Bell | L: Scott Stewart | S: Brent Stentz

T: 3:06 A: 3,292 Rock Cats lead (2-1)

Game 2 - September 10, 1998

	1	2	3	4	5	6	7	8	9	R	H	E
BIN	0	1	0	0	0	0	0	0	1	-2	8	1
NBR	0	1	0	0	2	0	0	0	x	-3	11	3

W: Mike Lincoln | L: Dan Murray | S: Brent Stentz

T: 2:45 A: 1,817 Series tied (1-1)

Game 4 - September 12, 1998

	1	2	3	4	5	6	7	8	9	R	H	E
NBR	3	1	2	0	0	0	0	0	0	-6	10	1
BIN	0	0	0	1	0	0	0	0	1	-2	4	4

W: Joe Mays | L: Arnold Gooch

T: 2:34 A: 1,940 Rock Cats win (3-1)

HITTING FOR THE CYCLE

Over 29 seasons, the B-Mets/Ponies have played 3,859 games and seen 769 different players wear the uniform. However, only two players have ever hit for the cycle.

Josh Satin became the first in franchise history to accomplish the feat when he did it on June 24, 2011 in Bowie against the Baysox. He launched a solo homer in the first inning, reached on an infield single in the third, doubled in the fifth, and legged out a triple to left in the seventh to complete the historic night. His three-bagger was just the fifth of his career.

On May 13, 2018, Jeff McNeil joined Satin in the cycle club on the road against the Portland Sea Dogs. He tripled to start his day in the first inning, singled in the third, and ripped a double in the fourth. In the eighth, he blasted a payoff pitch from Teddy Stankiewicz over the right-field wall to complete the feat.

POSTSEASON

2000 - Finish: 82-58; 1st North Division

North Division Championship - New Haven Ravens - B-Mets Lose Series (1-3)

Game 1 - September 6, 2000

	1	2	3	4	5	6	7	8	9	R	H	E
NH	0	0	0	3	0	1	0	0	0	-	4	11 2
BIN	0	0	2	0	0	1	2	0	x	-	5	7 1

W: Juan Cerros | L: Damasco Marte | S: Jerrod Riggan
 T: 2:59 A: 1,345 **B-Mets lead (1-0)**

Game 3 - September 8, 2000

	1	2	3	4	5	6	7	8	9	R	H	E
BIN	0	2	1	0	0	0	0	0	0	-	3	8 2
NH	0	3	0	0	0	0	0	0	2	x	-	5 9 0

W: Greg Wooten | L: Corey Brittan
 T: 2:32 A: 3,509 **Ravens lead (2-1)**

Game 2 - September 7, 2000

	1	2	3	4	5	6	7	8	9	R	H	E
NH	3	0	3	0	0	2	0	0	0	-	8	14 1
BIN	0	0	0	1	0	0	0	0	0	-	1	6 1

W: Allen Westfall | L: Pat Strange
 T: 2:38 A: 1,652 **Series tied (1-1)**

Game 4 - September 9, 2000

	1	2	3	4	5	6	7	8	9	R	H	E
BIN	0	0	1	0	0	0	0	0	0	-	1	4 0
NH	0	0	0	1	1	1	1	1	x	-	5	7 1

W: Brian Fuentes | L: Jesus Martinez | S: Jason Turman
 T: 2:37 A: 2,529 **Ravens win (3-1)**

2004 - Finish: 76-66; 2nd North Division

North Division Championship - New Hampshire Fisher Cats - B-Mets Lose Series (1-3)

Game 1 - September 8, 2004

	1	2	3	4	5	6	7	8	9	R	H	E
BIN	0	0	0	0	0	0	0	0	0	-	0	1 1
NH	0	0	0	0	0	0	2	0	x	-	2	6 1

W: Gustavo Chacin | L: Tim Lavigne | S: Jordan DeJong
 T: 2:29 A: 2,294 **Fisher Cats lead (1-0)**

Game 3 - September 10, 2004

	1	2	3	4	5	6	7	8	9	10	R	H	E
NH	0	0	0	0	0	0	0	0	0	0	-	0	6 2
BIN	0	0	0	0	0	0	0	0	0	1	-	1	6 2

W: PJ Bevis | L: John Ogiltrie
 T: 2:32 A: 2,105 **Fisher Cats lead (2-1)**

Game 2 - September 9, 2004

	1	2	3	4	5	6	7	8	9	R	H	E
BIN	0	0	1	1	0	0	2	0	0	-	4	7 2
NH	3	0	0	1	4	2	0	0	x	-	10	14 1

W: Brandon League | L: Jason Scobie
 T: 2:48 A: 2,323 **Fisher Cats lead (2-0)**

Game 4 - September 11, 2004

	1	2	3	4	5	6	7	8	9	R	H	E
NH	0	0	1	0	2	0	0	2	0	-	5	8 0
BIN	0	0	0	0	0	0	2	0	0	-	2	6 2

W: Francisco Rosario | L: Ken Chenard | S: Jordan DeJong
 T: 2:33 A: 2,042 **Fisher Cats win (3-1)**

2013 - Finish: 86-55; 1st Eastern Division

Eastern Division Championship - Trenton Thunder - B-Mets Lose Series (0-3)

Game 1 - September 4, 2013

	1	2	3	4	5	6	7	8	9	10	R	H	E
BIN	1	0	0	2	0	0	0	0	0	2	-	5	13 0
TRN	2	0	0	1	0	0	2	0	0	3	-	6	13 1

W: Pat Venditte | L: Jeff Walters
 T: 3:48 A: 2,723 **Thunder lead (1-0)**

Game 3 - September 6, 2013

	1	2	3	4	5	6	7	8	9	R	H	E
TRN	0	0	0	0	2	0	1	0	0	-	3	10 0
BIN	0	0	0	0	0	0	0	0	0	-	0	11 1

W: Shane Greene | L: Logan Verrett | S: Danny Burawa
 T: 3:29 A: 4,360 **Thunder win (3-0)**

Game 2 - September 5, 2013

	1	2	3	4	5	6	7	8	9	R	H	E
BIN	0	0	0	0	1	0	0	0	0	-	1	2 0
TRN	0	0	1	0	0	0	1	0	x	-	2	7 0

W: Zach Nuding | L: Darin Gorksi | S: Tommy Kahnle
 T: 2:26 A: 2,877 **Thunder lead (2-0)**

2014 - Finish: 83-59; 2nd Eastern Division

Eastern Division Championship - Portland Sea Dogs - B-Mets Win Series (3-2)

Game 1 - September 3, 2014

	1	2	3	4	5	6	7	8	9	R	H	E	
POR	0	0	0	1	0	4	0	0	0	-	5	8	2
BIN	0	0	1	0	0	1	0	3	3	-	8	10	0

W: Cody Satterwhite | L: Noe Ramirez
T: 3:00 A: 1,635 B-Mets lead (1-0)

Game 4 - September 6, 2014

	1	2	3	4	5	6	7	8	9	R	H	E	
BIN	0	0	1	0	3	7	0	0	0	-	11	13	0
POR	1	0	0	1	0	0	0	2	0	-	4	6	2

W: Rainy Lara | L: Mike Augliera
T: 3:04 A: 3,077 Series tied (2-2)

Game 2 - September 4, 2014

	1	2	3	4	5	6	7	8	9	R	H	E	
POR	0	5	1	0	1	0	0	0	0	-	7	11	0
BIN	0	0	0	0	0	0	0	0	0	-	0	8	2

W: Justin Haley | L: Greg Peavy | S: Wilfredo Boscan
T: 2:54 A: 2,047 Series tied (1-1)

Game 5 - September 7, 2014

	1	2	3	4	5	6	7	8	9	R	H	E	
BIN	2	0	0	6	0	0	0	0	0	-	8	13	0
POR	1	0	0	1	1	2	0	0	0	-	5	12	1

W: Gabriel Ynoa | L: Luis Diaz | S: Cody Satterwhite
T: 3:10 A: 2,813 B-Mets win (3-2)

Game 3 - September 5, 2014

	1	2	3	4	5	6	7	8	9	R	H	E	
BIN	0	0	0	0	0	2	1	0	0	-	3	4	2
POR	0	1	0	0	2	0	3	0	x	-	6	10	1

W: Aaron Kurcz | L: Paul Sewald
T: 2:50 A: 5,034 Sea Dogs lead (2-1)

Eastern League Championship - Richmond Flying Squirrels - B-Mets Win Series (3-0)

Game 1 - September 9, 2014

	1	2	3	4	5	6	7	8	9	R	H	E	
BIN	0	1	0	0	2	0	0	2	0	-	5	11	0
RIC	0	0	1	0	1	0	0	0	0	-	2	7	0

W: Tyler Pill | L: Clayton Blackburn | S: Cody Satterwhite
T: 3:07 A: 2,839 B-Mets lead (1-0)

Game 3 - September 12, 2014

	1	2	3	4	5	6	7	8	9	R	H	E	
RIC	0	0	0	0	0	0	0	1	0	-	1	4	0
BIN	0	0	0	1	0	0	0	0	1	-	2	8	0


W: Cody Satterwhite | L: Steven Okert
T: 2:29 A: 5,904 B-Mets win (3-0)

Game 2 - September 10, 2014

	1	2	3	4	5	6	7	8	9	R	H	E	
BIN	0	2	0	0	0	0	0	3	0	-	5	6	0
RIC	0	1	0	0	0	0	0	0	0	-	1	6	0

W: Greg Peavy | L: Adalberto Mejia
T: 2:45 A: 4,269 B-Mets lead (2-0)

BOYD'S TITLE-CLINCHING DOUBLE



The B-Mets grabbed the first two games of the 2014 Eastern League Championship Series on the road in Richmond before returning home with a chance to clinch in Game 3.

On September 12, a crisp Friday night in the Southern Tier, 5,904 fans packed NYSEG Stadium and watched B-Mets starter Steven Matz carry a no-hitter into the eighth inning.

With the game tied in the ninth inning, Binghamton put two runners aboard for pinch-hitter Jayce Boyd. Facing Flying Squirrels reliever Steven Okert, Boyd deposit a 2-2 pitch into the right-field alley. Gavin Cecchini scored from second base to give the B-Mets their third championship in franchise history and first title in 20 years.

POSTSEASON

2015 - Finish: 77-64; 2nd Eastern Division

Eastern Division Championship - Reading Fightin Phils - B-Mets Lose Series (0-3)

Game 1 - September 9, 2015

	1	2	3	4	5	6	7	8	9	R	H	E	
REA	4	0	0	0	3	2	0	0	0	-	9	18	1
BIN	0	1	0	0	0	0	1	2	0	-	4	8	0

W: Zach Eflin | L: Tyler Pill

T: 2:49 A: 1,617

Fightin Phils lead (1-0)

Game 3 - September 12, 2015

	1	2	3	4	5	6	7	8	9	R	H	E	
BIN	0	0	0	2	0	0	0	0	0	-	2	5	0
REA	1	3	0	0	0	0	0	0	x	-	4	7	1

W: Ben Lively | L: Gabriel Ynoa | S: Stephen Shackelford

T: 2:56 A: 5,115

Fightin Phils win (3-0)

Game 2 - September 11, 2015

	1	2	3	4	5	6	7	8	9	R	H	E	
REA	0	1	1	0	0	1	0	0	0	-	3	10	0
BIN	0	0	0	0	0	0	0	0	0	-	0	3	0

W: Jake Thompson | L: Robert Gsellman

T: 2:24 A: 1,898

Fightin Phils lead (2-0)

2017 - Finish: 85-54; 2nd Eastern Division

Eastern Division Championship - Trenton Thunder - B-Mets Lose Series (1-3)

Game 1 - September 6, 2017

	1	2	3	4	5	6	7	8	9	R	H	E	
TRN	1	0	0	0	0	0	0	0	0	-	1	6	0
BIN	2	0	2	0	0	0	0	0	x	-	4	7	0

W: Corey Oswalt | L: Dillon Tate | S: Tyler Bashlor

T: 2:35 A: 2,237

B-Mets lead (1-0)

Game 3 - September 8, 2017

	1	2	3	4	5	6	7	8	9	R	H	E	
BIN	0	0	0	0	0	0	0	0	0	-	0	0	1
TRN	1	0	0	0	0	0	0	1	0	-	2	8	2

W: Taylor Widener | L: Marcos Molina

T: 2:39 A: 2,819

Thunder lead (2-1)

Game 2 - September 7, 2017

	1	2	3	4	5	6	7	8	9	R	H	E	
TRN	2	0	2	0	3	1	0	0	1	-	9	18	2
BIN	0	0	5	0	1	0	0	0	0	-	6	12	1

W: Ricky Knapp | L: Brody Koerner | S: Colten Brewer

T: 3:19 A: 2,466

Series tied (1-1)

Game 4 - September 9, 2017

	1	2	3	4	5	6	7	8	9	R	H	E	
BIN	0	0	0	0	0	1	0	0	0	-	1	5	2
TRN	2	0	3	1	3	0	0	0	x	-	9	8	0

W: Will Carter | L: Mickey Jannis

T: 2:48 A: 2,632

Thunder win (3-1)

POSTSEASON VERSUS EASTERN LEAGUE

Team	Total	Home	Road	Series Years
Akron	3-2	2-1	1-1	1992
Harrisburg	6-2	3-1	3-1	1992, 1994
New Britain	1-3	0-2	1-1	1998
New Haven	4-3	3-1	1-2	1994, 2000
New Hampshire	1-3	1-1	0-2	2004
Portland	5-5	2-2	3-3	1996, 2014
Reading	0-3	0-2	0-1	2015
Richmond	3-0	1-0	2-0	2014
Trenton	1-6	1-2	0-4	2013, 2017
TOTAL	24-27	13-12	11-15	Series: 6-7

FRANCHISE RECORDS

SINGLE-SEASON BATTING LEADERS

BATTING AVERAGE*			HOME RUNS			RUNS BATTED IN		
1. Jay Payton	.345	(1995)	1. Matt Raleigh	37	(1997)	1. Chris Saunders	105	(1996)
2. Phillip Evans	.335	(2016)	2. Tate Seefried	29	(1997)	2. Butch Huskey	98	(1993)
3. Michel Abreu	.332	(2006)	Robert Stratton	29	(2001)	3. Mike Jacobs	93	(2005)
4. Mike Jacobs	.329	(2003)	4. Brahiam Maldonado	28	(2011)	4. Dominic Smith	91	(2016)
5. Josh Thole	.328	(2009)	5. Mike Jacobs	25	(2005)	5. Brett Harper	88	(2007)
6. Josh Satin	.325	(2011)	Bryon Gainey	25	(1999)	6. Alan Zinter	87	(1993)
7. Mike Jacobs	.321	(2005)	Butch Huskey	25	(1993)	7. Robert Stratton	83	(2001)
8. Gavin Cecchini	.317	(2015)	8. Brett Harper	24	(2007)	8. Allan Dykstra	82	(2013)
9. Scott Hunter	.314	(1998)	Alan Zinter	24	(1993)	9. Mike Jacobs	81	(2003)
10. Tate Seefried	.313	(1997)	10. Brian Burgamy	23	(2014)	10. Tate Seefried	79	(1997)
Jason Tyner	.313	(1999)	11. Brian Daubach	22	(1996)	11. Bryon Gainey	78	(1999)
12. Dan Held	.312	(2000)	12. Allan Dykstra	21	(2013)	12. Allan Dykstra	77	(2011)
Rodney Nye	.312	(2003)	13. Jorge Toca	20	(1999)	Ty Wiggington	77	(2000)
Mark Kiger	.312	(2007)	Earl Snyder	20	(2001)	Tim Howard	77	(1992)
15. Daniel Murphy	.308	(2008)	Dustin Lawley	20	(2014)	15. Craig Brazell	76	(2003)
16. Quilvio Veras	.306	(1993)	Ty Wiggington	20	(2000)	Josh Rodriguez	76	(2015)
17. Levi Michael	.305	(2018)	17. Preston Wilson	19	(1997)	Brian Burgamy	76	(2014)
18. Jeff Barry	.304	(1994)	Aaron McNeal	19	(2002)	Brian Daubach	76	(1996)
Ron Acuna	.304	(2003)	Josh Rodriguez	19	(2015)	Mo Bruce	76	(1999)
20. Dominic Smith	.302	(2016)	Allan Dykstra	19	(2011)	20. Earl Snyder	75	(2001)
						Edgardo Alfonzo	75	(1994)

RUNS			HITS			TOTAL BASES		
1. Ricky Otero	96	(1994)	1. Jason Tyner	162	(1999)	1. Mike Jacobs	255	(2005)
2. Jason Tyner	91	(1999)	2. Ricky Otero	156	(1994)	2. Robert Stratton	239	(2001)
3. Edgardo Alfonzo	89	(1994)	3. Scott Hunter	153	(1998)	3. Brett Harper	238	(2007)
4. Quilvio Veras	87	(1993)	4. Chris Saunders	152	(1996)	4. Chris Saunders	236	(1996)
5. Danny Muno	86	(2013)	5. Ron Acuna	150	(2004)	5. Bryon Gainey	234	(1999)
6. Chris Saunders	82	(1996)	6. Rodney Nye	148	(2003)	6. Butch Huskey	232	(1993)
7. Kirk Nieuwenhuis	81	(2010)	7. Dominic Smith	146	(2016)	7. Edgardo Alfonzo	229	(1994)
8. Four tied with	80		Edgardo Alfonzo	146	(1994)	Rodney Nye	229	(2003)
			9. Ron Acuna	144	(2003)	9. Brian Burgamy	227	(2014)
			10. Mike Carp	143	(2008)	10. Ricky Otero	226	(1994)
						Scott Hunter	226	(1998)

DOUBLES			TRIPLES			EXTRA-BASE HITS		
1. Jason Hardtke	42	(1995)	1. Wayne Lydon	13	(2005)	1. Mike Jacobs	64	(2005)
2. Rodney Nye	41	(2003)	2. Ricky Otero	10	(1993)	2. Robert Stratton	60	(2001)
3. Mike Jacobs	37	(2005)	Terrence Long	10	(1998)	3. Bryon Gainey	59	(1999)
4. Mike Jacobs	36	(2003)	4. Ricky Otero	9	(1994)	4. Earl Snyder	57	(2001)
5. Prentice Redman	35	(2002)	Tim Howard	9	(1992)	5. Rodney Nye	56	(2003)
Aarom Baldiris	35	(2005)	6. Angel Pagan	8	(2004)	Brian Burgamy	56	(2014)
Kirk Nieuwenhuis	35	(2010)	Carlos Gomez	8	(2006)	7. Mike Jacobs	54	(2003)
Earl Snyder	35	(2001)	Jose Reyes	8	(2002)	8. Kirk Nieuwenhuis	53	(2010)
Josh Satin	35	(2011)	9. Seven tied with	7		9. Alan Zinter	52	(1993)
10. Edgardo Alfonzo	34	(1994)				Matt Raleigh	52	(1997)

* - Minimum 378 plate appearances

SINGLE-SEASON BATTING LEADERS

STRIKEOUTS

1. Robert Stratton	201	(2001)
2. Bryon Gainey	184	(1999)
3. Corey Ragsdale	182	(2006)
4. Matt Raleigh	169	(1997)
5. Brahim Maldonado	146	(2011)
6. Yuri Sanchez	135	(1999)
7. Mo Bruce	134	(1999)
Dustin Lawley	134	(2014)
9. Bryon Gainey	132	(2000)
10. Allan Dykstra	131	(2011)

WALKS

1. Allan Dykstra	102	(2013)
2. Danny Muno	92	(2013)
3. Quilvio Veras	91	(1993)
4. Alan Zinter	90	(1993)
5. Matt Raleigh	79	(1997)
Mike Carp	79	(2008)
7. Mark Kiger	75	(2007)
8. Brian Daubach	74	(1996)
9. Chris Saunders	73	(1996)
10. Luis Guillorme	72	(2017)

STOLEN BASES

1. Esix Snead	66	(2002)
2. Wayne Lydon	65	(2004)
3. Quilvio Veras	52	(1993)
4. Jason Tyner	49	(1999)
5. Prentice Redman	43	(2002)
6. Wayne Lydon	42	(2005)
7. Carlos Gomez	41	(2006)
8. Scott Hunter	39	(1998)
9. Champ Stuart	35	(2017)
10. Three tied with	33	

ON-BASE PERCENTAGE*

1. Allan Dykstra	.436	(2013)
2. Mark Kiger	.432	(2007)
3. Quilvio Veras	.430	(1993)
4. Josh Satin	.423	(2011)
5. Tate Seefried	.405	(1997)
6. Michel Abreu	.404	(2006)
7. Brian Daubach	.403	(1996)
Mike Carp	.403	(2008)
9. Jay Payton	.395	(1995)
Josh Thole	.395	(2009)

SLUGGING PERCENTAGE*

1. Tate Seefried	.621	(1997)
2. Mike Jacobs	.589	(2005)
3. Mike Jacobs	.548	(2003)
4. Josh Satin	.538	(2011)
5. Jay Payton	.535	(1995)
6. Michel Abreu	.530	(2006)
7. Nick Evans	.527	(2010)
8. Earl Snyder	.526	(2001)
9. Matt Raleigh	.513	(1997)
10. Kirk Nieuwenhuis	.510	(2010)

ON-BASE + SLUGGING*

1. Tate Seefried	1.025	(1997)
2. Mike Jacobs	.965	(2005)
3. Josh Satin	.962	(2011)
4. Allan Dykstra	.938	(2013)
5. Michel Abreu	.935	(2006)
6. Jay Payton	.930	(1995)
7. Mike Jacobs	.923	(2003)
8. Brian Daubach	.910	(1996)
Mark Kiger	.910	(2007)
10. Earl Snyder	.900	(2001)

GAMES

1. Chris Saunders	141	(1996)
2. Butch Huskey	139	(1993)
Jose Coronado	139	(2008)
4. Rodney Nye	138	(2003)
Chris Butterfield	138	(1992)

PLATE APPEARANCES

1. Chris Saunders	604	(1996)
2. Ricky Otero	592	(1994)
3. Jason Tyner	590	(1999)
4. Butch Huskey	584	(1993)
5. Jose Coronado	582	(2008)

AT BATS

1. Ricky Otero	531	(1994)
2. Butch Huskey	526	(1993)
3. Jason Tyner	518	(1999)
4. Chris Saunders	510	(1996)
5. Jose Coronado	507	(2008)

INTENTIONAL WALKS

1. Tate Seefried	10	(1997)
2. Brian Daubach	9	(1996)
Michel Abreu	9	(2006)
4. Chris Butterfield	8	(1992)
5. Three tied with	7	

CAUGHT STEALING

1. Wayne Lydon	20	(2004)
2. Quilvio Veras	19	(1993)
3. Esix Snead	18	(2002)
Rob Katzaroff	18	(1992)
5. Five tied with	16	

HIT BY PITCH

1. Carlos Gomez	20	(2006)
Levi Michael	20	(2018)
3. Dan Held	17	(2000)
4. Cesar Puello	16	(2013)
5. Jay Caligiuri	15	(2006)

SACRIFICE FLIES

1. Chris Saunders	11	(1996)
2. Matt Oberste	9	(2016)
Jeff Barry	9	(1995)
Josh Thole	9	(2009)
Jason Hardtke	9	(1995)
Tim Howard	9	(1992)

SACRIFICE BUNTS

1. Wayne Lydon	19	(2005)
2. Esix Snead	16	(2002)
3. Ruben Tejada	15	(2009)
4. Jose Coronado	12	(2008)
5. Five tied with	11	

DOUBLE PLAYS

1. Tomas Nido	27	(2017)
2. Juan Centeno	21	(2012)
3. Jefry Marte	20	(2012)
4. Kevin Taylor	18	(2018)
5. Jose Coronado	16	(2009)

SINGLE-SEASON PITCHING LEADERS

EARNED RUN AVERAGE*

1. Bobby J. Jones	1.88	(1992)
2. Paul Wilson	2.17	(1995)
3. Corey Oswalt	2.28	(2017)
4. Tyler Walker	2.75	(2000)
5. Juan D. Artega	2.80	(1998)
6. Jason Scobie	2.82	(2004)
Todd Douma	2.82	(1992)
8. Greg Peavey	2.90	(2014)
9. Yusmeiro Petit	2.91	(2005)
10. Eric Ludwick	2.95	(1995)
Denny Harriger	2.95	(1993)
12. Jon Niese	3.04	(2008)
13. Willie Collazo	3.11	(2006)
14. Dan Murray	3.18	(1998)
15. Bill Pulsipher	3.22	(1994)
16. Jason Roach	3.26	(2001)
Zack Wheeler	3.26	(2012)
18. Chris Roberts	3.29	(1994)
19. Cory Lidle	3.31	(1996)
20. Kevin Mulvey	3.32	(2007)

WINS

1. Cory Lidle	14	(1996)
Bill Pulsipher	14	(1994)
3. Dicky Gonzalez	13	(2000)
Jesus Sanchez	13	(1997)
Chris Roberts	13	(1994)
Jose Sanchez	13	(2008)
Danny Harriger	13	(1993)
8. Nelson Figueroa	12	(1998)
Eric Ludwick	12	(1995)
Bobby J. Jones	12	(1992)
Corey Oswalt	12	(2017)
Logan Verrett	12	(2013)
Joe Vitko	12	(1992)
Joe Roa	12	(1993)
Steve Long	12	(1993)
16. Seven tied with	11	

STRIKEOUTS

1. Jesus Sanchez	176	(1997)
2. Bill Pulsipher	171	(1994)
3. Dan Murray	159	(1998)
4. Bobby J. Jones	143	(1992)
5. Cory Lidle	141	(1996)
6. Dicky Gonzalez	138	(2000)
7. Orlando Roman	136	(2005)
8. Logan Verrett	132	(2013)
9. Eric Ludwick	131	(1995)
10. Robert Person	130	(1994)
Yusmeiro Petit	130	(2005)
12. Chris Roberts	128	(1994)
13. Paul Wilson	127	(1995)
14. Jeremy Griffiths	126	(2002)
15. Erik Goedel	125	(2013)
16. Ken Chenard	122	(2004)
David Peterson	122	(2019)
17. John Johnstone	121	(1992)
18. Tyler Pill	120	(2014)
19. Corey Oswalt	119	(2017)
20. Three tied with	118	

GAMES

1. Jim McCready	63	(1994)
2. Bryan Rogers	62	(1993)
3. Rich Turrentine	61	(1997)
4. Roy Merritt	60	(2010)
5. Luis Arroyo	57	(1998)
6. Roy Merritt	56	(2009)
7. Andy Beckerman	55	(1994)
Corey Brittan	55	(2000)
9. Corey Brittan	54	(1999)
10. Four tied with	53	

GAMES STARTED

1. Bill Pulsipher	28	(1994)
2. Mark Corey	27	(1999)
Miguel Pinango	27	(2006)
Arnold Gooch	27	(1997)
Arnold Gooch	27	(1998)
Cory Lidle	27	(1996)
Dan Murray	27	(1998)
Chris Roberts	27	(1994)
Jose Sanchez	27	(2007)
10. Nine tied with	26	

INNINGS PITCHED

1. Bill Pulsipher	201.0	(1994)
2. Cory Lidle	190.1	(1996)
3. Chris Roberts	175.1	(1994)
4. Denny Harriger	170.2	(1993)
5. Joe Roa	167.1	(1993)
6. Juan Castillo	165.2	(1993)
7. Jesus Sanchez	165.1	(1997)
8. Joe Vitko	165.0	(1992)
9. Dan Murray	164.1	(1998)
10. Arnold Gooch	163.2	(1998)

SAVES

1. Jeff Walters	38	(2013)
2. Jerrod Riggan	28	(2000)
3. Eddie Kunz	27	(2008)
Mike Welch	27	(1996)
5. Paul Sewald	24	(2015)
6. Carlos Muniz	23	(2007)
7. Henry Owens	20	(2006)
8. Pete Walker	19	(1993)
Andy Beckerman	19	(1994)
Cory Burns	19	(2017)

WHIP*

1. Yusmeiro Petit	0.92	(2005)
2. Paul Wilson	0.94	(1995)
3. Willie Collazo	1.01	(2006)
4. Bobby J. Jones	1.02	(1992)
5. Greg Peavey	1.03	(2014)
6. Dicky Gonzalez	1.12	(2000)
John Johnstone	1.12	(1992)
8. Tyler Walker	1.13	(2000)
9. Logan Verrett	1.14	(2013)
10. Zack Wheeler	1.16	(2012)
Tyler Pill	1.16	(2014)

OPPONENTS' AVERAGE*

1. Tyler Walker	.191	(2000)
2. Paul Wilson	.208	(1995)
3. Yusmeiro Petit	.209	(2005)
Bobby J. Jones	.209	(1992)
5. Eric Ludwick	.212	(1995)
6. Robert Person	.219	(1994)
7. Greg Peavey	.221	(2014)
Ken Chenard	.221	(2004)
9. Zack Wheeler	.225	(2012)
10. Dicky Gonzalez	.234	(2000)

* - Minimum 112.0 innings pitched

SINGLE-SEASON PITCHING LEADERS

LOSSES

1. Jason Saenz	15	(2001)
2. Arnold Gooch	14	(1998)
Eric Brown	14	(2009)
4. Mark Corey	13	(1999)
Brent Herbison	13	(1999)
6. Seven tied with	12	

HITS ALLOWED

1. Joe Roa	190	(1993)
2. Cory Lidle	186	(1996)
3. Bill Pulsipher	179	(1994)
Arnold Gooch	179	(1997)
5. Mark Corey	175	(1999)
6. Denny Harriger	174	(1993)
7. Pablo Ochoa	171	(2000)
Pat Strange	171	(2001)
9. Greg Peavey	169	(2001)
10. Nick Maness	168	(2001)

WALKS

1. Bill Pulsipher	89	(1994)
2. Brent Herbison	81	(1999)
3. Jason Saenz	80	(2001)
4. Chris Roberts	77	(1994)
5. Arnold Gooch	76	(1997)
6. Pablo Ochoa	75	(2000)
7. Nick Maness	72	(2002)
8. Ken Pumphrey	71	(1999)
9. Jose Diaz	70	(2004)
10. Four tied with	68	

RUNS ALLOWED

1. Brent Herbison	115	(1999)
2. Mark Corey	108	(1999)
3. Arnold Gooch	106	(1997)
4. Jason Saenz	97	(2001)
5. Ken Pumphrey	95	(1999)
6. Pablo Ochoa	94	(2000)
Pat Strange	94	(2001)
Nick Maness	94	(2001)
9. Juan Castillo	93	(1993)
10. Arnold Gooch	92	(1998)

EARNED RUNS ALLOWED

1. Brent Herbison	97	(1999)
2. Mark Corey	93	(1999)
3. Arnold Gooch	91	(1997)
4. Jason Saenz	90	(2001)
5. Pablo Ochoa	85	(2000)
6. Juan Castillo	84	(1993)
7. Pat Strange	83	(2001)
8. Dylan Owen	81	(2009)
Greg Peavey	81	(2012)
10. Nick Maness	79	(2001)
Jesus Sanchez	79	(1997)

HOME RUNS ALLOWED

1. Juan Castillo	27	(1993)
2. Jesus Sanchez	25	(1997)
3. Mark Guerra	23	(1996)
4. Logan Verrett	21	(2013)
5. Brent Herbison	20	(1999)
Miguel Pinango	20	(2006)
Darin Gorski	20	(2012)
8. Nelson Figueroa	19	(1998)
9. Seven tied with	18	

WILD PITCHES

1. Brad Holt	18	(2011)
2. Rich Turrentine	17	(1997)
3. Jason Saenz	16	(2001)
4. Ken Chenard	15	(2004)
5. Arnold Gooch	14	(1998)
Cory Lidle	14	(1996)

HIT BATSMEN

1. Ken Pumphrey	15	(1999)
2. Brandon Moore	14	(2011)
Brent Herbison	14	(1999)
Eddie Kunz	14	(2010)
5. Three tied with	13	

BALKS

1. Bill Pulsipher	5	(1994)
Hector Ramirez	5	(1995)
3. Mark Fuller	4	(1995)
Jeff Tam	4	(1996)
Scott Steward	4	(1998)

COMPLETE GAMES

1. Cory Lidle	6	(1996)
2. Bill Pulsipher	5	(1994)
3. Seven tied with	4	

SHUTOUTS

1. Bobby J. Jones	4	(1992)
2. Denny Harriger	3	(1993)
Joe Vitko	3	(1992)
PJ Conlon	3	(2017)
5. Six tied with	2	

HOME RUNS / 9 IP*

1. Tyler Walker	0.2	(2000)
Kevin Mulvey	0.2	(2007)
Zack Wheeler	0.2	(2012)
4. Bobby J. Jones	0.3	(1992)
Salvador Aguilar	0.3	(2007)

STRIKEOUTS / 9 IP*

1. Orlando Roman	10.2	(2005)
2. Yusmeiro Petit	9.9	(2005)
3. Jesus Sanchez	9.6	(1997)
4. Paul Wilson	9.5	(1995)
5. Zack Wheeler	9.1	(2012)

WALKS / 9 IP*

1. Willie Collazo	1.2	(2006)
2. Joe Roa	1.3	(1993)
3. Yusmeiro Petit	1.4	(2005)
4. Four tied with		

STRIKEOUTS / WALKS*

1. Yusmeiro Petit	7.22	(2005)
2. Paul Wilson	5.29	(1995)
3. Willie Collazo	4.94	(2006)
4. Logan Verrett	4.26	(2013)
5. Tyler Pill	4.14	(2014)

INDIVIDUAL/TEAM RECORDS

BATTING

AT-BATS

INDIVIDUAL, GAME	
Last: Kyle Johnson & Jayce Boyd v Erie (7/4/14)	8

RUNS SCORED

INDIVIDUAL, GAME	
Last: Kevin Kaczmarek @ AKR (4/22/19)	4

TEAM, INNING	
Last: @ NH (4/12/13, 4 th)	11

TEAM, GAME	
@ Erie (4/1.1/08)	18

HITS

INDIVIDUAL, GAME	
Last: Joey Terdoslavich @ Bowie (7/25/18)	5

TEAM, INNING	
Last: v New Britain (6/8/08)	9

TEAM, GAME	
Last: @ Erie (4/11/08)	22

DOUBLES

INDIVIDUAL, GAME	
Last: John Mora v Richmond (5/24/18)	3

TEAM, GAME	
@ Altoona (7/7/10)	8

TRIPLES

INDIVIDUAL, GAME	
Last: Dustin Martin v Erie (7/15/12)	2

TEAM, GAME	
@ Akron (4/30/10)	4

HOME RUNS

INDIVIDUAL, GAME	
Last: Jhoan Urena @ Hartford (8/27/18)	3

INDIVIDUAL, INNING	
Dale Burdick @ NH (5/7/17, 5 th)	2

TEAM, INNING	
Last: @ AKR (7/20/19)	4

TEAM, GAME	
@ Portland (8/15/97)	7

TOTAL BASES

INDIVIDUAL, GAME	
Last: Aaron McNeal v Harrisburg (6/2/02)	13

TEAM, GAME*	
v New Britain (6/8/08)	39

RUNS BATTED IN

INDIVIDUAL, GAME	
Jhoan Urena @ Hartford (8/27/18)	9

TEAM, GAME	
Last: v New Britain (8/16/11)	17

STRIKEOUTS

INDIVIDUAL, GAME	
Last: John Mora (?) @ Erie (5/30/18, 11 in)	5

TEAM, GAME	
v Erie (7/4/14, 16 in)	20

WALKS

INDIVIDUAL, GAME	
Last: Matt Clark @ New Hamp. (4/13/14)	5

TEAM, GAME	
Last: @ Akron (7/24/17)	13

STOLEN BASES

INDIVIDUAL, GAME	
Mike Curry v Reading (7/4/01)	4

TEAM, GAME	
v Trenton (6/7/07)	8

CAUGHT STEALING

INDIVIDUAL, GAME*	
Last: Patrick Biondi v Hartford (8/2/18)	2

TEAM, GAME	
Last: v Trenton (7/29/99)	8

DOUBLE PLAYS

INDIVIDUAL, GAME	
Frank Jacobs @ Albany (5/17/94)	3

TEAM, MOST, GAME*	
Last: @ Portland (5/11/18)	4

LEFT ON BASE

TEAM, NINE INNING GAME*	
vs Hartford (7/5/16)	16

TEAM, EXTRA INNING GAME*	
@ Trenton (6/7/07, 14 in)	21

Since 2007

LONGEST TEAM WINNING STREAKS

Wins	Season	First Win	Last Win	Snapped
15	2000	7/22/00 v HBG	8/8/00 v TRN	8/9/00 v TRN
12	2006	7/20/06 @ POR	8/1/06 @ NBR	8/2/06 @ NBR
9	2017	8/27/17 @ POR	9/6/17 v TRN	9/7/17 v TRN
	1996	8/20/96 @ NOR	8/28/96 v POR, G2	8/29/96 v POR
8	2006	6/20/06 v NH	7/8/06 @ TRN	7/9/06 @ TRN
	2002	8/17/02 @ NH	8/23/02 v NOR, G2	8/24/02 v NOR

INDIVIDUAL/TEAM RECORDS

PITCHING

INNINGS PITCHED

INDIVIDUAL, GAME*

Last: Mickey Jannis 9.0
v Portland (8/28/19)

STRIKEOUTS

INDIVIDUAL, GAME

Paul Wilson 17
@ New Britain (5/19/95)

TEAM, NINE-INNING GAME

v New Haven (4/10/95) 18

TEAM, EXTRA-INNING GAME

v Erie (4/20/06, 14 inn) 20

WALKS

INDIVIDUAL, GAME

Brad Holt 8
v N. Hampshire (5/19/11)

TEAM, GAME*

Last: v Akron (4/3/14) 11

HITS ALLOWED

INDIVIDUAL, GAME

Last: Harol Gonzalez 14
v Trenton (7/20/18)

TEAM, GAME

V Portland (5/31/19) 26

HOME RUNS ALLOWED

INDIVIDUAL, GAME

Tommy Milone 5
@ Erie (8/14/17)

TEAM, INNING

Last: @ NH (7/7/13, 4th) (?) 4

TEAM, GAME

v New Britain (8/19/01) 8

WILD PITCHES

INDIVIDUAL, GAME

Last: Brad Holt 4
@ N. Hampshire (5/19/11)

TEAM, GAME*

Last: v. Por (4/25/19) 4

HIT BATSMEN

INDIVIDUAL, GAME

Eric Niesen 4
@ New Britain (6/5/10)

TEAM, GAME*

Lst: v Reading (9/3/11) 4

BALKS

INDIVIDUAL, GAME

Last: Akeel Morris 2
v Portland (7/5/15)

TEAM, GAME*

v Portland (4/15/13) 3

RUNS ALLOWED

INDIVIDUAL, GAME

Marcos Molina 13
@ Trenton (6/20/18)

TEAM, INNING

@ N. Hampshire (4/17/10, 4th) 10

@ Bowie (7/28/07, 9th)

TEAM, GAME

v Por (5/31/19) 20

@ Trenton (8/3/03) 20

EARNED RUNS ALLOWED

INDIVIDUAL, GAME

Last: Harol Gonzalez 10
@ Trenton (7/20/18)

TEAM, GAME

V. POR (5/31/20) 19

PITCHERS USED

TEAM, GAME

Last: v Erie (9/5/16) 7

Since 2007

MISCELLANEOUS

ERRORS

INDIVIDUAL, GAME

Last: Dustin Lawley 4
@ Erie (7/13/14)

TEAM, GAME*

Last: v Harrisburg (5/21/11) 6

SHORTEST GAME

TIME, SEVEN-INNING GAME

v Trenton, G1 (8/3/17) 1:19

TIME, NINE-INNING GAME

v New Haven (9/2/95) 1:42

LONGEST GAME

INNINGS

@ Trenton (7/24/15) 17

TIME, SEVEN-INNING GAME

@ Trenton (7/9/99) 3:39

TIME, NINE-INNING GAME

v Trenton (4/27/04) 4:02

TIME, EXTRA-INNING GAME

@ Trenton (6/3/95, 13 in) 5:30

MARGINS & TOTALS

LARGEST WINNING MARGIN

Lst: v POR (7/16/18, W 16-2) 14

LARGEST LOSING MARGIN

Vs. Port (5/31/19, L 20-2) 18

COMBINED, MOST, GAME

@ Erie (4/11/08, W 18-13) 31

LONGEST TEAM LOSING STREAKS

Wins	Season	First Loss	Last Loss	Snapped
11	2004	8/29/04 @ TRN	9/9/04 @ NH	9/10/04 @ NH
10	2003	6/24/03 v NBR	7/4/03 v NOR	7/5/03 v NOR
9	2010	5/11/10 @ POR	5/21/10 @ NBR	5/22/10 @ NBR
	2004	8/29/04 @ TRN	9/6/04 v REA	End of Season
	1999	7/6/99 @ NBR	7/16/99 @ POR	7/17/99 @ POR

PITCHING ACHIEVEMENTS

SEASON RECORDS

Year	Shutouts (Solo)	Year	Shutouts (Solo)	Year	Shutouts (Solo)
1992	17 (9)	2001	9 (0)	2010	8 (2)
1993	12 (4)	2002	7 (0)	2011	7 (0)
1994	9 (5)	2003	13 (2)	2012	8 (3)
1995	10 (4)	2004	2 (0)	2013	13 (0)
1996	8 (4)	2005	8 (2)	2014	12 (4)
1997	8 (1)	2006	12 (4)	2015	13 (1)
1998	13 (5)	2007	7 (0)	2016	4 (0)
1999	8 (0)	2008	13 (1)	2017	20 (7)
2000	12 (4)	2009	6 (1)	2018	7 (0)
				2019	13 (1)

SINGLE GAME RECORDS

NO-HITTERS (6)

Date	Pitchers	Opponent	Result
9/12/94	Bill Pulsipher*	@ Harrisburg	W, 2-0
5/5/96	Joe Crawford	v Trenton, G2	W, 1-0 (7)
6/27/01	Donne Wall (2.0), Jason Roach (5.0) & Ivan Montane (2.0)	@ New Britain	W, 1-0
8/2/03	Bob Keppel	v Portland	W, 3-0
7/23/06	Miguel Pinango	@ Portland, G2	W, 7-0 (7)
5/8/19	Harol Gonzalez (6.2) & Ryder Ryan (2.1)	@ Harrisburg	W 7-0

ONE-HITTERS (12)

Date	Pitchers	Opponent	Result
5/31/92	Joe Vitko	@ Hagerstown	W, 2-0
5/8/95	Paul Wilson	@ Reading	W, 4-0
8/19/00	Dicky Gonzalez	v Portland	W, 5-2
7/13/03	Bob Keppel	@ New Haven, G1	W, 10-0 (7)
8/6/04	Ken Chenard	v Trenton	W, 1-0 (7)
6/4/09	Eric Brown (7), Julio De La Cruz (1)	@ Portland	L, 3-2
8/28/09	Eric Niesen#	@ Akron, G2	W, 3-1 (6)
8/19/10	Jenny Mejia (7), Dylan Owen (2)	@ New Hampshire	W, 5-0
7/2/15	Gabriel Ynoa	@ Erie	W, 5-0
5/6/17	PJ Conlon	@ New Hampshire, G2	W, 9-0 (7)
7/13/17	Chris Flexen (8) & Scarlyn Reyes (1)	@ Reading	W, 6-1
5/20/19	Anthony Kay (7) & Matt Blackham (2)	@ Bowie	W 3-0

* - Postseason # - Rain-shortened game



EASTERN LEAGUE

AKRON RUBBERDUCKS

RECORD VS. FRANCHISE

Overall:	169-201	In Binghamton:	85-98	As Cleveland (AL) Affiliate:	169-201
Postseason:	3-2	In Akron, Ohio:	84-103	As Akron RubberDucks:	42-44

ALL-TIME RESULTS VS. FRANCHISE

Year	Hm	Rd	Ovr	Year	Hm	Rd	Ovr	Year	Hm	Rd	Ovr	Year	Hm	Rd	Ovr
1992 [#]	9-5	7-4	16-9 [#]	1999 [^]	2-2	2-1	4-3	2006 [^]	3-4	2-6	5-10	2013 [^]	4-2	4-4	8-6
1993 [#]	6-4	4-6	10-10	2000 [^]	2-1	3-1	5-2	2007 [^]	3-12	0-0	3-12	2014	5-2	4-3	9-5
1994 [#]	3-4	3-4	6-8	2001 [^]	2-2	2-1	4-3	2008 [^]	2-5	3-3	5-8	2015	2-2	6-4	8-6
1995 [#]	3-4	2-5	5-9	2002 [^]	0-3	1-3	1-6	2009 [^]	0-3	4-4	4-7	2016	1-2	0-6	1-8
1996 [#]	4-3	3-4	7-7	2003 [^]	2-2	1-4	3-6	2010 [^]	3-5	6-0	9-5	2017	4-4	6-5	10-9
1997 [^]	4-3	3-4	7-7	2004 [^]	2-1	2-1	4-2	2011 [^]	3-3	4-3	7-6	2018	2-4	1-6	3-10
1998 [^]	3-4	0-7	3-11	2005 [^]	4-6	2-5	6-11	2012 [^]	2-4	3-5	5-9	2019	5-2	6-4	11-6

- Canton-Akron Indians ^ - Akron Aeros P - Includes postseason

ALTOONA CURVE

RECORD VS. FRANCHISE

Overall:	88-101	In Binghamton:	47-49	As Pittsburgh (NL) Affiliate:	88-101
Postseason:	N/A	In Altoona, PA:	41-52	As Altoona Curve:	88-101

ALL-TIME RESULTS VS. FRANCHISE

Year	Hm	Rd	Ovr	Year	Hm	Rd	Ovr	Year	Hm	Rd	Ovr	Year	Hm	Rd	Ovr
1999	1-3	2-1	3-4	2004	1-1	1-3	2-4	2009	2-2	2-2	4-4	2014	2-1	4-3	6-4
2000	3-0	2-2	5-2	2005	2-1	1-6	3-7	2010	2-4	3-1	5-5	2015	2-2	3-3	5-5
2001	2-2	2-1	4-3	2006	3-0	0-4	3-4	2011	3-4	1-2	4-6	2016	1-5	5-5	6-10
2002	3-1	0-3	3-4	2007	4-2	2-1	6-3	2012	2-5	2-1	4-6	2017	2-1	1-2	3-3
2003	1-3	0-3	1-6	2008	3-1	3-1	6-2	2013	6-3	4-2	10-5	2018	0-5	1-5	1-8
												2019	2-3	2-3	4-6

BOWIE BAYSOX

RECORD VS. FRANCHISE

Overall:	123-132	In Binghamton:	67-60	As Baltimore (AL) Affiliate:	123-132
Postseason:	N/A	In Bowie, MD:	56-72	As Bowie Baysox:	123-132

ALL-TIME RESULTS VS. FRANCHISE

Year	Hm	Rd	Ovr	Year	Hm	Rd	Ovr	Year	Hm	Rd	Ovr	Year	Hm	Rd	Ovr
1993	4-6	4-6	8-12	2000	1-3	1-2	2-5	2007	0-4	0-3	0-7	2014	3-1	2-1	5-2
1994	6-1	2-5	8-6	2001	3-0	1-2	4-2	2008	1-2	4-2	5-4	2015	2-1	2-1	4-2
1995	4-3	3-4	7-7	2002	4-0	1-2	5-2	2009	1-2	1-2	2-4	2016	3-0	1-3	4-3
1996	4-3	3-4	7-7	2003	1-2	0-3	1-5	2010	3-3	1-5	4-8	2017	1-2	2-1	3-3
1997	2-5	3-4	5-9	2004	2-2	3-1	5-3	2011	1-3	2-1	3-4	2018	3-1	1-2	4-3
1998	5-2	5-2	10-4	2005	1-2	2-1	3-3	2012	0-4	1-3	1-7	2019	3-1	3-3	6-4
1999	1-2	2-2	3-4	2006	4-3	4-5	8-8	2013	4-2	2-2	6-4				

ERIE SEAWOLVES

RECORD VS. FRANCHISE

Overall:	144-112	In Binghamton:	77-60	As Detroit (AL) Affiliate:	136-107
Postseason:	N/A	In Erie, PA:	67-52	As Erie SeaWolves:	144-112

ALL-TIME RESULTS VS. FRANCHISE

Year	Hm	Rd	Ovr	Year	Hm	Rd	Ovr	Year	Hm	Rd	Ovr	Year	Hm	Rd	Ovr
1999	1-2	3-1	4-3	2004	3-0	2-1	5-1	2009	3-4	0-2	3-6	2014	6-6	7-3	13-9
2000	2-2	2-0	4-2	2005	2-4	3-3	5-7	2010	5-2	3-5	8-7	2015	4-2	3-4	7-6
2001	1-2	1-3	2-5	2006	3-4	2-1	5-5	2011	6-4	5-5	11-9	2016	2-6	5-2	7-8
2002	3-0	1-3	4-3	2007	1-2	1-2	2-4	2012	5-2	5-2	10-4	2017	8-2	5-4	13-6
2003	3-1	3-1	6-2	2008	4-2	5-3	9-5	2013	4-3	3-3	7-6	2018	7-4	5-1	12-5
												2019	4-6	3-3	7-9

HARRISBURG SENATORS

RECORD VS. FRANCHISE

Overall:	144-164	In Binghamton:	74-85	As WAS/MON (NL) Affiliate:	144-164
Postseason:	6-2	In Harrisburg, PA:	70-79	As Harrisburg Senators:	144-164

ALL-TIME RESULTS VS. FRANCHISE

Year	Hm	Rd	Ovr	Year	Hm	Rd	Ovr	Year	Hm	Rd	Ovr	Year	Hm	Rd	Ovr
1992	8-4	4-7	12-11^P	1999	3-4	3-4	6-8	2006	5-2	1-2	6-4	2013	2-2	5-1	7-3
1993	3-7	4-6	7-13	2000	2-1	2-2	4-3	2007	1-3	2-1	3-4	2014	3-1	2-1	5-2
1994	4-5	4-5	8-10^P	2001	2-1	2-2	4-3	2008	1-2	2-1	3-3	2015	3-5	1-2	4-7
1995	5-2	3-4	8-6	2002	1-2	1-3	2-5	2009	1-5	2-4	3-9	2016	3-3	2-1	5-4
1996	2-5	2-5	4-10	2003	3-0	1-2	4-2	2010	1-8	1-1	2-9	2017	3-1	6-4	9-5
1997	1-6	2-5	3-11	2004	2-2	3-1	5-3	2011	1-5	2-2	3-7	2018	2-1	2-1	4-2
1998	5-2	3-4	8-6	2005	3-1	1-3	4-4	2012	3-3	3-3	6-6	2019	1-2	4-2	5-4

P - Includes postseason

HARTFORD YARD GOATS

RECORD VS. FRANCHISE

Overall:	28-34	In Binghamton:	21-19	As Colorado (NL) Affiliate:	28-34
Postseason:	N/A	In Hartford, CT:	7-15	As Hartford Yard Goats:	28-34

ALL-TIME RESULTS VS. FRANCHISE

Year	Hm	Rd	Ovr
2016	10-7	0-0	10-7
2017	6-4	2-2	8-6
2018	2-4	3-9	5-13
2019	3-4	2-4	5-8

NEW HAMPSHIRE FISHER CATS

RECORD VS. FRANCHISE

Overall:	152-151	In Binghamton:	77-73	As Toronto (AL) Affiliate:	152-151
Postseason:	1-3	In Manchester, NH:	75-78	As New Hampshire Fisher Cats:	152-151

ALL-TIME RESULTS VS. FRANCHISE

Year	Hm	Rd	Ovr	Year	Hm	Rd	Ovr	Year	Hm	Rd	Ovr	Year	Hm	Rd	Ovr
2004	4-7	5-8	9-15^P	2008	3-4	2-1	5-5	2012	5-5	5-5	10-10	2016	4-4	5-5	9-9
2005	6-6	6-5	12-11	2009	1-6	3-4	4-10	2013	4-3	7-5	11-8	2017	6-4	7-4	13-8
2006	10-0	2-4	12-4	2010	5-6	6-5	11-11	2014	5-4	7-3	12-7	2018	6-4	5-6	11-10
2007	5-5	2-5	7-10	2011	4-4	2-7	6-11	2015	7-4	4-7	11-11	2019	2-7	7-4	9-11

P - Includes postseason

PORTLAND SEA DOGS

RECORD VS. FRANCHISE

Overall:	266-239	In Binghamton:	134-118	As Boston (AL) Affiliate:	176-160
Postseason:	5-5	In Portland, ME:	132-121	As Portland Sea Dogs:	266-239

ALL-TIME RESULTS VS. FRANCHISE

Year	Hm	Rd	Ovr	Year	Hm	Rd	Ovr	Year	Hm	Rd	Ovr	Year	Hm	Rd	Ovr
1994	6-3	6-3	12-6	2001	5-5	6-4	11-9	2007	5-6	6-1	11-7	2013	8-4	5-3	13-7
1995	5-4	3-6	8-10	2002	5-5	5-4	10-9	2008	0-4	2-5	2-9	2014	8-5	4-9	12-14^P
1996	7-4	5-7	12-11^P	2003	8-2	4-6	12-8	2009	5-6	3-7	8-13	2015	4-6	10-0	14-6
1997	3-6	4-5	7-11	2004	3-7	6-4	9-11	2010	5-5	4-6	9-11	2016	4-5	7-5	11-10
1998	6-3	5-4	11-7	2005	6-2	3-5	9-7	2011	5-5	5-5	10-10	2017	7-2	5-6	12-8
1999	5-5	2-4	7-9	2006	2-6	7-4	9-10	2012	7-1	6-5	13-6	2018	6-5	6-6	12-11
2000	7-3	5-4	12-7									2019	2-9	8-3	10-12

P - Includes postseason

READING FIGHTIN PHILS

RECORD VS. FRANCHISE

Overall:	132-154	In Binghamton:	63-73	As Philadelphia (NL) Affiliate:	132-154
Postseason:	0-3	In Reading, PA	69-81	As Reading Fightin Phils:	25-24

ALL-TIME RESULTS VS. FRANCHISE

Year	Hm	Rd	Ovr	Year	Hm	Rd	Ovr	Year	Hm	Rd	Ovr	Year	Hm	Rd	Ovr
1992 [#]	5-5	7-3	12-8	1999 [#]	2-5	1-6	3-11	2006 [#]	5-3	2-1	7-4	2013	2-1	2-1	4-2
1993 [#]	3-7	4-6	7-13	2000 [#]	4-0	0-3	4-3	2007 [#]	0-3	2-4	2-7	2014	2-0	3-1	5-1
1994 [#]	4-3	6-1	10-4	2001 [#]	0-3	1-3	1-6	2008 [#]	4-3	3-1	7-4	2015	1-4	2-3	3-7^P
1995 [#]	2-5	4-3	6-8	2002 [#]	2-1	1-3	3-4	2009 [#]	2-1	3-3	5-4	2016	1-1	1-5	2-6
1996 [#]	5-2	3-4	8-6	2003 [#]	0-3	1-2	1-5	2010 [#]	2-0	2-3	4-3	2017	2-1	4-0	6-1
1997 [#]	1-6	3-4	4-10	2004 [#]	0-4	2-2	2-6	2011 [#]	2-5	2-2	4-7	2018	3-0	0-3	3-3
1998 [#]	6-1	4-3	10-4	2005 [#]	2-2	1-2	3-4	2012 [#]	1-2	3-7	4-9	2019	0-2	2-2	2-4

- Reading Phillies P - Includes postseason

RICHMOND FLYING SQUIRRELS

RECORD VS. FRANCHISE

Overall:	42-34	In Binghamton:	17-18	As San Francisco (NL) Affiliate:	42-34
Postseason:	3-0	In Richmond, VA:	25-16	As Richmond Flying Squirrels:	42-34

ALL-TIME RESULTS VS. FRANCHISE

Year	Hm	Rd	Ovr	Year	Hm	Rd	Ovr	Year	Hm	Rd	Ovr	Year	Hm	Rd	Ovr
2010	2-2	2-1	4-3	2013	1-2	2-1	3-3	2015	1-1	3-4	4-5	2017	1-2	4-0	5-2
2011	2-1	1-2	3-3	2014	4-0	5-4	9-4^P	2016	4-3	1-2	5-5	2018	1-2	2-1	3-3
2012	1-2	2-1	3-3					2019	0-3	3-0	3-3				

P - Includes postseason

SOMERSET PATRIOTS

RECORD VS. FRANCHISE

Overall:	183-216	In Binghamton:		As New York (AL) Affiliate:	111-138
Postseason:	1-6	In Somerset, NJ:		As Trenton Thunder:	183-216

ALL-TIME RESULTS VS. YANKEES AA AFFILIATE

Year	Hm	Rd	Ovr	Year	Hm	Rd	Ovr	Year	Hm	Rd	Ovr	Year	Hm	Rd	Ovr
1994	3-4	6-0	9-4	2001	5-5	6-4	11-9	2007	4-2	5-9	9-11	2013	7-6	3-4	10-10^P
1995	1-6	3-4	4-10	2002	7-3	5-5	12-8	2008	3-4	3-4	6-8	2014	2-2	2-2	4-4
1996	3-4	3-4	6-8	2003	5-4	4-6	9-10	2009	5-4	4-6	9-10	2015	4-6	2-2	6-8
1997	3-4	1-6	4-10	2004	8-3	4-6	12-9	2010	2-1	1-9	3-10	2016	3-4	0-3	3-7
1998	5-2	5-2	10-4	2005	6-1	1-5	7-6	2011	2-1	4-6	6-7	2017	3-2	1-4	4-6^P
1999	4-7	1-9	5-16	2006	1-2	5-9	6-11	2012	4-6	2-1	6-7	2018	4-4	2-4	6-8
2000	6-4	5-5	11-9					2019	3-4	2-2	5-6				

P - Includes postseason

MOST WINS VS. TEAM

Wins	Team
266	Portland Sea Dogs
183	Trenton Thunder
169	Akron (Franchise)
152	New Hampshire Fisher Cats
144	Harrisburg Senators
144	Erie SeaWolves

MOST LOSSES VS. TEAM

Wins	Team
239	Portland Sea Dogs
216	Trenton Thunder
201	Akron (Franchise)
164	Harrisburg Senators
154	Reading (Franchise)
151	New Hampshire Fisher Cats

2021 OPPONENT BREAKDOWN

AKRON (12)

Date	City	Time
5/4	Akron	7:05 PM
5/5	Akron	6:35 PM
5/6	Akron	6:35 PM
5/7	Akron	7:05 PM
5/8	Akron	7:05 PM
5/9	Akron	2:05 PM
5/25	Binghamton	6:35 PM
5/26	Binghamton	6:35 PM
5/27	Binghamton	6:35 PM
5/28	Binghamton	7:05 PM
5/29	Binghamton	6:35 PM
5/30	Binghamton	6:35 PM

ALTOONA (12)

Date	City	Time
5/11	Binghamton	6:35 PM
5/12	Binghamton	6:35 PM
5/13	Binghamton	6:35 PM
5/14	Binghamton	7:05 PM
5/15	Binghamton	6:35 PM
5/16	Binghamton	1:05 PM
7/13	Altoona	6:30 PM
7/14	Altoona	6:30 PM
7/15	Altoona	6:30 PM
7/16	Altoona	7:00 PM
7/17	Altoona	6:00 PM
7/18	Altoona	6:00 PM

BOWIE (6)

Date	City	Time
6/8	Binghamton	6:35 PM
6/9	Binghamton	6:35 PM
6/10	Binghamton	6:35 PM
6/11	Binghamton	7:05 PM
6/12	Binghamton	6:35 PM
6/13	Binghamton	1:05 PM

ERIE (12)

Date	City	Time
5/18	Erie	6:05 PM
5/19	Erie	6:05 PM
5/20	Erie	6:05 PM
5/21	Erie	6:05 PM
5/22	Erie	4:05 PM
5/23	Erie	1:35 PM
7/20	Binghamton	6:35 PM
7/21	Binghamton	6:35 PM
7/22	Binghamton	6:35 PM
7/23	Binghamton	7:05 PM
7/24	Binghamton	6:35 PM
7/25	Binghamton	7:05 PM

HARTFORD (12)

Date	City	Time
7/27	Hartford	7:05 PM
7/28	Hartford	7:05 PM
7/29	Hartford	7:05 PM
7/30	Hartford	7:05 PM
7/31	Hartford	7:05 PM
8/1	Hartford	6:05 PM
8/10	Binghamton	6:35 PM
8/11	Binghamton	6:35 PM
8/12	Binghamton	6:35 PM
8/13	Binghamton	7:05 PM
8/14	Binghamton	6:35 PM
8/15	Binghamton	1:05 PM

NEW HAMPSHIRE (18)

Date	City	Time
6/1	Manchester	6:35 PM
6/2	Manchester	6:35 PM
6/3	Manchester	6:35 PM
6/4	Manchester	6:35 PM
6/5	Manchester	6:35 PM
6/6	Manchester	1:35 PM
7/6	Binghamton	6:35 PM
7/7	Binghamton	6:35 PM
7/8	Binghamton	6:35 PM
7/9	Binghamton	7:05 PM
7/10	Binghamton	6:35 PM
7/11	Binghamton	1:05 PM
8/24	Manchester	7:05 PM
8/25	Manchester	7:05 PM
8/26	Manchester	7:05 PM
8/27	Manchester	7:05 PM
8/28	Manchester	7:05 PM
8/29	Manchester	1:35 PM

HARRISBURG (0)

PORTLAND (24)

Date	City	Time
6/15	Binghamton	6:35 PM
6/16	Binghamton	6:35 PM
6/17	Binghamton	6:35 PM
6/18	Binghamton	7:05 PM
6/19	Binghamton	6:35 PM
6/20	Binghamton	1:05 PM
8/3	Binghamton	6:35 PM
8/4	Binghamton	6:35 PM
8/5	Binghamton	6:35 PM
8/6	Binghamton	7:05 PM
8/7	Binghamton	6:35 PM
8/8	Binghamton	1:05 PM
8/17	Portland	6:00 PM
8/18	Portland	6:00 PM
8/19	Portland	6:00 PM
8/20	Portland	6:00 PM
8/21	Portland	6:00 PM
8/22	Portland	1:00 PM
9/7	Portland	6:00 PM
9/8	Portland	6:00 PM
9/9	Portland	6:00 PM
9/10	Portland	6:00 PM
9/11	Portland	1:00 PM
9/12	Portland	1:00 PM

READING (12)

Date	City	Time
6/22	Reading	7:05 PM
6/23	Reading	7:05 PM
6/24	Reading	7:05 PM
6/25	Reading	7:05 PM
6/26	Reading	6:45 PM
6/27	Reading	5:15 PM
8/1	Reading	6:45 PM
8/2	Reading	5:15 PM
9/14	Binghamton	6:35 PM
9/15	Binghamton	6:35 PM
9/16	Binghamton	6:35 PM
9/17	Binghamton	7:05 PM
9/18	Binghamton	6:35 PM
9/19	Binghamton	6:35 PM

RICHMOND (12)

Date	City	Time
6/29	Richmond	6:35 PM
6/30	Richmond	6:35 PM
7/1	Richmond	6:35 PM
7/2	Richmond	6:35 PM
7/3	Richmond	6:05 PM
7/4	Richmond	6:05 PM
8/31	Binghamton	6:35 PM
9/1	Binghamton	6:35 PM
9/2	Binghamton	6:35 PM
9/3	Binghamton	7:05 PM
9/4	Binghamton	6:35 PM
9/5	Binghamton	6:35 PM

SOMERSET (0)

B I N G H A M T O N

